


**DRY**  
BATTERY

**DRY | CONVENTIONAL**
**REF 6N4C-1B**

**6v**
**VOLTAGE - V**
**4.2Ah**
**VOLTAGE - Ah (20Hr)**
**4Ah**
**CAPACITY - Ah (10Hr)**
**TECHNOLOGY**

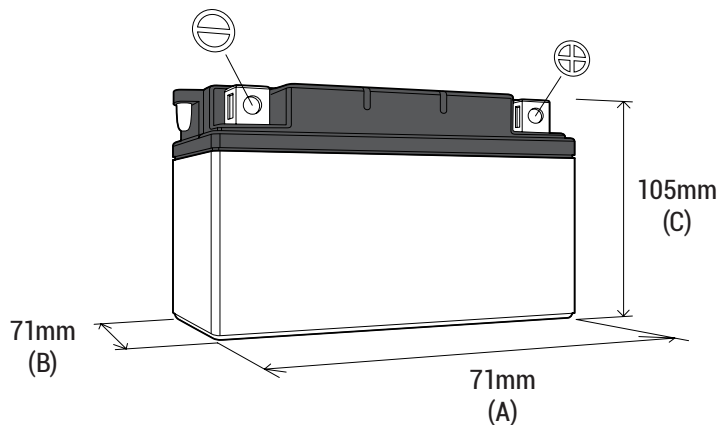
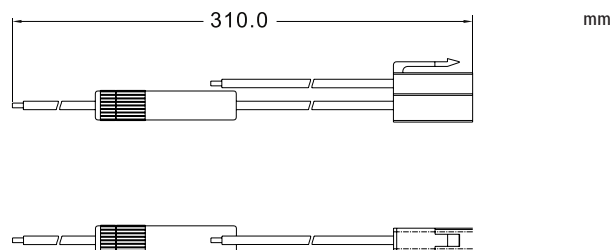
- Lead acid dry charged construction (absorbed acid)
- No acid in cells, must be filled with acid before use
- 6 & 12V batteries

**FEATURES**

- Upright installation only
- Has to be checked periodically and refilled with water if necessary
- Internal gas emission through venting hole
- Handle with care to prevent acid spillage
- Regular life duration
- Does not need to be recharged while stocked

**DIMENSIONS**

Length (A) :	71±2mm (2.80in)
Width (B) :	71±2mm (2.80in)
Container height :	105±2mm (4.13in)
Total height (C) :	105±2mm (4.13in)


**TERMINALS**

**UPGRADE FOR**
**WEIGHT**

Battery (with acid) : Approx 0.88kg (1.94lbs)

**MOUNTING ANGLE**
