

DRY
BATTERY

DRY | CONVENTIONAL

 REF **BB10L-B**

12V
VOLTAGE - V
130A
CCA - A
11.6Ah
CAPACITY - Ah (20Hr)
11Ah
CAPACITY - Ah (10Hr)
TECHNOLOGY

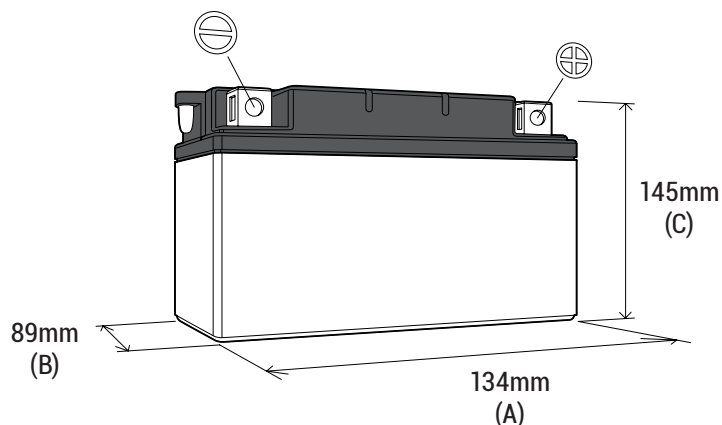
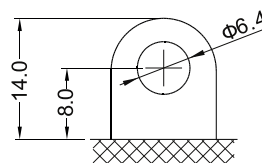
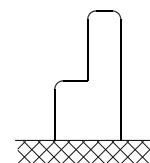
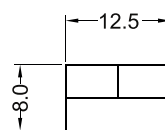
- Lead acid dry charged construction (absorbed acid)
- No acid in cells, must be filled with acid before use
- 6 & 12V batteries

FEATURES

- Upright installation only
- Has to be checked periodically and refilled with water if necessary
- Internal gas emission through venting hole
- Handle with care to prevent acid spillage
- Regular life duration
- Does not need to be recharged while stocked

DIMENSIONS

Length (A) :	134±2mm
Width (B) :	89±2mm
Container height :	145±2mm
Total height (C) :	145±2mm


TERMINALS

FRONT

SIDE

TOP

mm

UPGRADE FOR

-

WEIGHT

Battery (with acid) : Approx 3.76kg

MOUNTING ANGLE
