



*The Power you need...*



2021 MotoGP  
**WORLD  
CHAMPION**

# CATALOG 20

## POWERSPORT BATTERY 22

BATTERY | CHARGER | BOOSTER | TESTER





The Power you need...

## ABOUT US

BS Battery has become within a few years, one of the largest and most innovative powersport battery manufacturer. Present in both OEM and OES fields, BS Battery offers an exhaustive range of powersport battery solution for all technologies (Lithium, SLA, MF and Dry), as well as for all application fields.

With more than 400 battery types, its 6 subsidiaries around the world and its 2 production basis, BS Battery brand and products are distributed throughout 65 countries, making BS Battery a reliable partner of most of the major distribution players and vehicle manufacturers.



**400**  
BATTERY TYPES

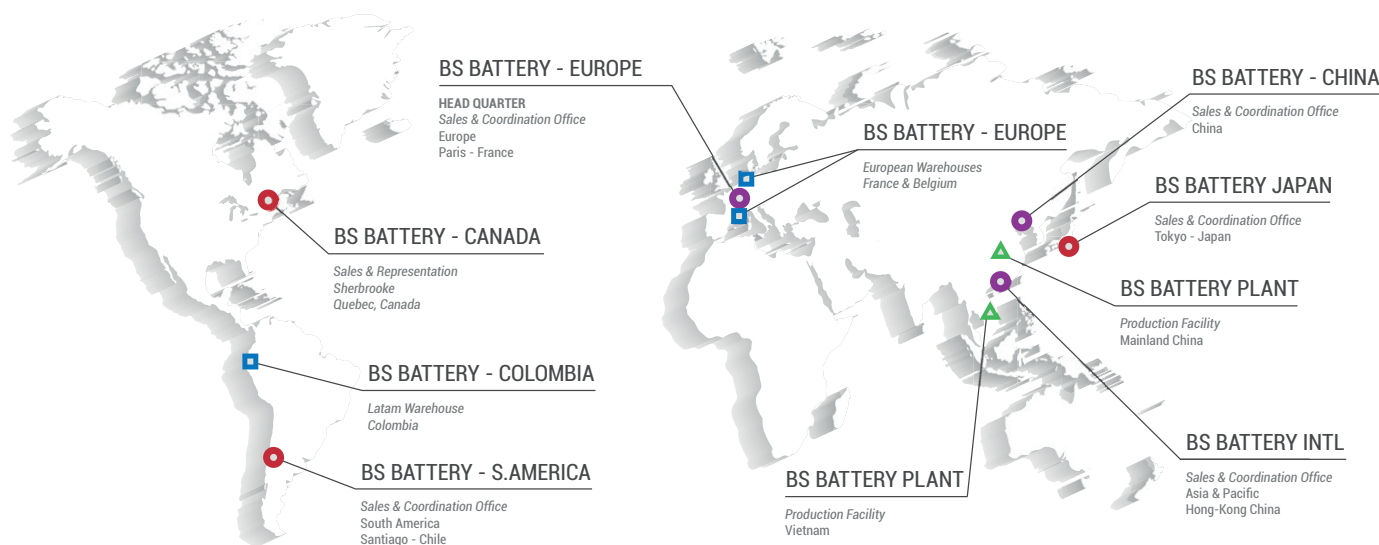


**65**  
COUNTRIES



**6**  
SUBSIDIARIES

## NETWORK PRESENCE



## BS BATTERY

## INNOVATION

BS Battery is the first manufacturer offering a comprehensive line of powersport Factory Activated batteries, known under "SLA" product name. With more than 80 models available, BS Battery "SLA" and "SLA Max" range represents the widest program of ready to use batteries suitable for motorcycle, scooter, ATV, SSV, watercraft, snowmobile and utility vehicles.

Very active on new technologies, BS Battery also offers an exhaustive line of Lithium batteries developed with and for OEM manufacturers. After many years working closely with vehicle manufacturers as OEM supplier, BS Battery has developed a real expertise in Lithium technology for powersport application.

Along with such a range of high-quality Lead acid & Lithium batteries, BS Battery has developed a new smart charger product line and related accessories, designed for delivering a very high level of charging and maintaining performance.



## PREMIUM QUALITY

Developed according to the most innovative production processes and engineered under stringent quality control, BS Battery facilities comply with the highest international standards, and are certified ISO 9001, ISO 14001 and ISO/TS 16949. BS Battery is today certified as OEM & OES supplier by major vehicle manufacturers worldwide.




## RACING

Racing activities in all fields have always been a heart part of BS Battery DNA.

Thus, BS Battery is strongly present in MotoGP, through the official sponsorship of Fabio Quartararo -2021 World Champion-, in WorldSupersport with GMT94 Yamaha Team, and in Off Road with a strong cooperation with Sherco Team. BS Battery will definitely continue to extend its sponsoring activities, supporting new riders and teams in various championships in future.









**OFFICIAL SPONSOR**

Fabio Quartararo  
MotoGP™ Pilot  
#20







**OFFICIAL SPONSOR**

Team Factory  
Enduro - Trial - Rally







**OFFICIAL SPONSOR**

Team GMT94  
World Supersport  
#94 - #16



BATTERIES

6

PACKAGING INFORMATION GUIDE	6
LITHIUM	8
SLA MAX	10
SLA	12
MF	14
DRY	16
COMPARATIVE FEATURES	21
TRANSPORTATION CHART	21
UPGRADE CROSS REFERENCE CHART	22
BATTERY TYPE NUMBER EXPLANATION	23

CHARGERS

24

BS 10	24
BS 15	25
BS 30	26
BS 60	27
BK 20	28
CHARGER SELECTION CHART	29
ACCESSORIES	29

POWER BOX

30

TESTERS

32

BST 50	32
BT 01	33
BT 02	33

POS MATERIAL

34

**Disclaimer:** these instructions have been written with the most current information available at the time of publication, based on sound engineering principles, research, extensive field experience, and the technical judgment of industry members. However, users are cautioned that this information is subject to change upon developments in technology, field experience, and available fitment data. BS Battery cannot nor does not claim any express or implied responsibility, representation, or warranty concerning this catalog's data or recommendations. Although this catalog has been compiled with the utmost care, BS Battery shall in no event be liable for any loss or damages claimed to have occurred as a result of use of this data or from the recommendations set henceforth. Users should always use the most current edition of the BS Powersports Battery catalog & applications and consult their equipment manufacturer's user manual or service department for specific replacement battery application information. Pictures & creation: Ombeline Guirauton



# PACKAGING INFORMATION GUIDE

## LITHIUM LiFePO4 TYPE



## SLA MAX TYPE



## SLA TYPE




# PACKAGING INFORMATION GUIDE

## MF TYPE



## DRY TYPE



- Comprehensive technical data:
  - Lithium battery:** battery technology, Watt hour, CCA, dimensions and polarity
  - Lead acid battery:** battery technology, capacity at 10 & 20 hours, CCA, charging guide
- Comprehensive technical data:
  - Lithium battery:** battery technology, Watt hour, CCA
  - Lead acid battery:** battery technology, capacity at 10 & 20 hours, CCA, dimensions and polarity
- Battery charge indicator
- QR code - for direct access to BS Battery website
- Lead acid battery type replacement
- VRLA battery
- Ready to start out of the box
- Non-spillable battery, 100% safe and sealed
- HD terminals: design for Harley Davidson bikes
- "Combi pack" - delivered with acid pack
- Multilanguage safety instruction - CPL regulation
- Dangerous goods - transport under certain conditions
- TÜV certification logo



Compliant with 2021 European regulation (EU) 2019/1148 for the sale of acid for batteries

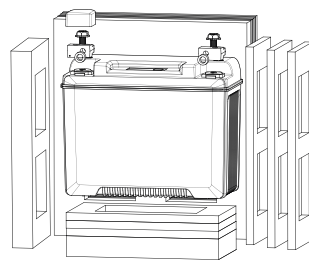


plug  
and  
playORIGINAL EQUIPMENT  
OEM  
MANUFACTURER

Designed for the most demanding riders, looking for higher and safer performance, faster acceleration, highly reduced weight and much longer battery life. The very low self-discharge provide the possibility to start an engine after a very long period of storage, even in very cold temperature conditions. BS LiFePO4 battery range cover most of the existing circulating parc fitments.

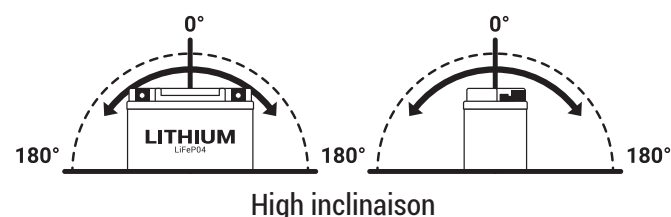
## FEATURES

- Ready to use**  
No need for preparation, just plug and play
- Lighter weight**  
Up to 70% lighter than lead acid batteries
- Multi-positioning mounting**  
Up to 180°
- Extensive cycle life**  
Over 2 000 cycles
- Fast charging**  
Super fast charging capabilities
- Very low self-discharge**  
Can start engine after a long period of storage
- Cold temperature performance**  
Impressive cold cranking performance
- Heat resistance**  
Heat temperature resistance up to 230°C
- Robust brass terminals**  
For enhanced electrical performance
- Very safe and environmentally friendly**  
No Acid, no leakage risk, no heavy metal, no toxic
- Waterproof design**  
Silicone sealant for excellent sealing performance



Different spacers are included with each battery to fit lead acid battery casing easily

## MOUNTING ANGLES



## COMPATIBLE CHARGERS

- BS 10** Battery size up to 20Ah
- BS 30** Battery size up to 60Ah
- BK 20** Battery size up to 40Ah

BS TYPE - 12V	POWER (Wh)	CCA (A)	CAPACITY AH (10Hr)	DIMENSIONS (±2mm)			POLARITY	TERMINAL	REPLACEMENT - MOST POPULAR MODELS		
				L	W	H			SLA / SLA MAX	MF	DRY
BSLi-01	24	140	2	92	52	90	- +	M6	Replacement for KTM Original Equipment - LFP001		
BSLi-02	24	140	2	107	56	85	- +	M5	12N5.5-3B BB4L-B BB5L-B BB7C-A BB7L-B2 BTX4L+/BTZ5S BTX5L-BT BTX7L BTZ7S BTZ7V BTZ8V	BTX4L-BS+/ BTZ5S-BS BTX5L-BS BTX7L-BS BTZ7S-BS	12N5.5-3B BB4L-B BB5L-B BB7C-A BB7L-B BB7L-B2
BSLi-03	36	210	3	134	65	92	+ -	M6	BB9-B BTX7A BT7B-4 BT9B-4 BTX9	BTX7A-BS BT7B-BS BT9A-BS BT9B-BS BTX9-BS	BB9-B 12N9-4B-1
BSLi-04/06	48	280	4	134	65	92	+ -	M6	BTX14AH BTX14AH BTZ10S BTZ12S BTZ14S BTX12 BTX14 BTX14AH/ BB14-A2/B2 BT12B-4 BT14B-4 BT12A BB12A-A/B BB12A-A2 BB14A-A2	BTZ10S-BS BTZ12S-BS BTZ14S-BS BTX12-BS BTX14-BS BTX14AH-BS BT12B-BS BT14B-BS BT12A-BS	BB14-A2 BB14-B2 BB12A-A BB12A-B BB14A-A2 12N14-4A 12N12A-4A-1
BSLi-05	48	280	4	134	65	92	- +	M6	BB10L-A2/B2 BB12AL-A2 BB16AL-A2 BTX14AHL/ BB14L-A2/B2	BTX14AHL-BS	BB10L-A2/B2 BB10L-BP BB12AL-A BB12AL-A2 BB14L-A1/A2 BB14L-B2 BB16AL-A2 12N14-3A
BSLi-07	60	300	5	148	86	105	+ -	M6	BTX16 BTX16H	BTX16-BS BTX16-BS-1	BB16-B BB16B-A/A1 HBB16A-A/AB BB18-A
BSLi-08	60	300	5	148	86	105	- +	M6	BB16CL-B BTX14L BTX14HL	BTX14L-BS	BB16L-B BB16HL-A-CX BB16CL-B BB18L-A
BSLi-09	72	360	6	148	86	105	+ -	M6	BTX20 BTX20CH	BTX20-BS BTX20CH-BS BTX20A-BS	-
BSLi-10	72	360	6	148	86	105	- +	M6	BTX20L BTX20HL BTX24HL/ B50N18L-A/A2/A3 SLA12-19	BTX20L-BS BTX20HL-BS BTX24HL-BS SLA12-19-BS	B50-N18L-A B50-N18L-A2/ A3/AT 51913 51814
BSLi-11	96	440	8	165	86	130	+ -	M6	-	-	B60-N30-A 53034
BSLi-12	96	440	8	165	86	130	- +	M6	BIX30L BIX30HL	BIX30L-BS	BB30L-B BB30CL-B B60-N30L-A 12N24-3A 52515 53030



plug  
and  
play

ORIGINAL EQUIPMENT  
**OEM**  
MANUFACTURER

SLA MAX batteries are designed to offer maximal performance to big engine bikes equipped with lots of electronic equipments (GPS, alarm, audio, flashlight...). Ready to use, the SLA MAX batteries are factory activated, maintenance free and completely spillproof. AGM technology combined with new highly sophisticated construction design provide increased power, extended life and maximum reliability.

## FEATURES

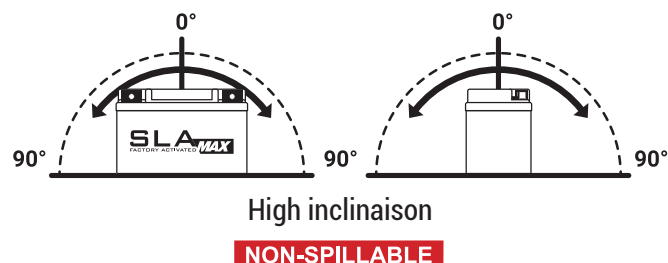
- Ready to use**  
Just plug & play
- Absolutely maintenance free**
- Multi-positioning mounting**  
Up to 90°
- No acid handling**  
Very safe
- Spillproof design**  
Totally sealed
- Increased power & extended cycle life**
- Superior capacity**

- Extreme vibration resistance**
- HD spacers included \***
- Safe & environmentally friendly**
- Low discharge rate**



\* HD spacers are only included with Harley Davidson battery models

## MOUNTING ANGLES



## COMPATIBLE CHARGERS

- BS 10** Battery size up to 20Ah
- BS 15** Battery size up to 30Ah
- BS 30** Battery size up to 60Ah
- BS 60** Battery size up to 120Ah
- BK 20** Battery size up to 40Ah

## FOR HARLEY DAVIDSON


SLA MAX HD models are equipped with specific terminals to fit the mounting without using spacer rings and also with reinforced casing for a maximum vibration resistance. All these features fulfill heavy duty engines requirements such as Harley Davidson vehicles.



BS BATTERY TYPE - 12V	CAPACITY Ah (10Hr)	CAPACITY Ah (20Hr)	CCA (EN) A (-18°C)	DIMENSIONS (±2mm)			ASSEMBLY LAYOUT	TERMINAL
				L	W	H		
BTX14HL	14	14.7	220	150	87	145		
BTX20HL	20	21.1	310	176	87	154		
BIX30HL	30	31.6	430	166	130	175		




Terminal specifically designed to facilitate the mounting on Harley Davidson motorcycles



BTX20HL and BIX30HL Harley Davidson specific terminals



BTX14HL Harley Davidson specific terminals



Battery case with a grid framework for a maximum vibration resistance

## FOR BMW

Developed to fit BMW latest bikes, these SLA Max models are the most advanced batteries on the market with an increased capacity and performance.

BS BATTERY TYPE - 12V	CAPACITY Ah (10Hr)	CAPACITY Ah (20Hr)	CCA (EN) A (-18°C)	DIMENSIONS (±2mm)			ASSEMBLY LAYOUT	TERMINAL
				L	W	H		
BTX14H*	14	14.7	220	150	87	145		
BTX16H*	14	16	220	150	87	161		
51913	21	22	275	182	77	168		

## FOR POLARIS & INDIAN

Developed to fit Indian latest bikes, this SLA Max model provides increased power, extended life and maximum reliability.

BS BATTERY TYPE - 12V	CAPACITY Ah (10Hr)	CAPACITY Ah (20Hr)	CCA (EN) A (-18°C)	DIMENSIONS (±2mm)			ASSEMBLY LAYOUT	TERMINAL
				L	W	H		
BTX14AH*	13	13.7	240	134	89	164		

\* Models manufactured and designed according to OEM specifications



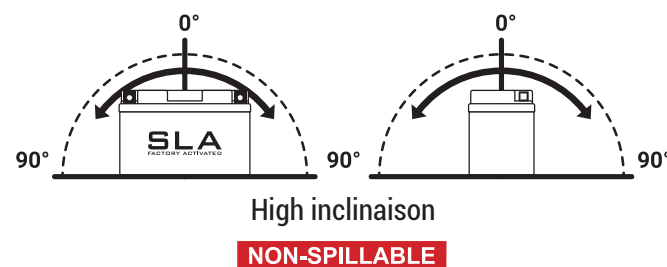
plug  
and  
playORIGINAL EQUIPMENT  
OEM  
MANUFACTURER

SLA batteries will make the user life easier. No more acid handling nor inevitable waiting for battery charge! Everything becomes much more simple! Ready to use, the SLA batteries are factory activated, maintenance free and completely spill proof. A new environment for powersport battery: it becomes a plug & play solution, extremely simple to install and carry! Our SLA offer is the widest ready to use range available on the market.

## FEATURES

- Ready to use**  
Just plug & play
- Absolutely maintenance free**
- Multi-positioning mounting**  
Up to 90°
- No acid handling**  
Very safe
- Spillproof design**  
Totally sealed
- Increased power & extended cycle life**
- Safe & environmentally friendly**
- Low discharge rate**

## MOUNTING ANGLES



## COMPATIBLE CHARGERS

- BS 10** Battery size up to 20Ah
- BS 15** Battery size up to 30Ah
- BS 30** Battery size up to 60Ah
- BS 60** Battery size up to 120Ah
- BK 20** Battery size up to 40Ah

BS BATTERY TYPE	VOLTAGE V	CAPACITY Ah (10Hr)	CAPACITY Ah (20Hr)	CCA (EN) A (-18°C)	DIMENSIONS (±2mm)			ASSEMBLY LAYOUT	TERMINAL
					L	W	H		
BTZ7S	12	6	6.3	130	113	70	105		A
BT7B-4	12	6.5	6.8	110	150	65	93		A
BTZ7V	12	6.5	6.8	105	113	70	121		A
BTZ8V	12	7	7.4	120	113	70	130		A
BT9B-4	12	8	8.4	120	150	68	105		A
BTZ10S	12	8.6	9	190	150	88	93		A
BT12-10Z	12	10	10.5	180	194	59	112		A
BTZ12S	12	11	11.6	215	150	88	110		A
BT12B-4	12	10	10.5	210	150	69	130		A
BTZ14S	12	11.2	11.8	230	150	88	110		A
BT14B-4	12	12	12.6	210	150	69	145		A
SLA12-19	12	17.7	19	235	182	77	168		A
BT4B-5	12	2.3	2.4	40	113	38	85		J
BTR4A-5	12	2.3	2.4	35	113	48	85		I
BTX4L+/BTZ5S	12	4	4.2	65	113	70	85		A
BTX5L/BTZ6S	12	5	5.3	90	113	70	105		A
BTX7L	12	6	6.3	100	113	70	130		A
BTX7A	12	6	6.3	105	150	87	93		A
BTX9	12	8	8.4	135	150	87	105		A
BT12A	12	10	10.5	175	150	87	105		A
BTX12	12	10	10.5	180	150	87	130		A
BTX14	12	12	12.6	200	150	87	145		A
BTX14L	12	12	12.6	200	150	87	145		A
BTX14AH/BB14-A2/B2	12	14	14.7	210	135	90	164		A
BTX14AHL/BB14L-A2/B2	12	14	14.7	210	135	90	164		D
BTX16	12	14	14.7	230	150	87	161		A
BTX20	12	18	18.9	270	175	87	155		A
BTX20CH	12	18	18.9	270	150	87	161		A
BTX20HL	12	18	18.9	310	175	87	155		A
BTX24HL/B50-N18L-A/A2/A3	12	21	22.1	350	205	87	162		A
BIX30L	12	30	31.6	400	165	125	175		A
12N5.5-3B	12	5.5	5.8	70	135	60	130		A
12N5.5-4A	12	5.5	5.8	70	135	60	130		A
BB3L-A/B	12	3	3.2	35	98	56	110		A
BB4L-B	12	4	4.2	50	120	70	92		B
BB5L-B	12	5	5.3	65	120	60	130		A
BB7-A	12	8	8.4	120	135	75	133		B
BB7C-A	12	8	8.4	80	129	89	114		A
BB7L-B2	12	8	8.4	100	135	75	133		E
BB9-B	12	9	9.5	120	135	75	139		A
BB10L-A2/B2	12	11	11.6	120	133	90	145		A
BB12AL-A2	12	12	12.6	150	134	80	161		A
BB12A-A/B	12	13	12.6	150	134	80	161		A
BB14A-A2	12	14	14.7	200	134	88	176		B
BB16AL-A2	12	16	16.8	160	205	70	162		A
BB16CL-B	12	19	20	230	175	100	175		F
53030	12	30	31.6	300	178	123	166		C
6N4-2A/A-4	6	4	4.2	25	71	71	93		-
6N6-3B/B-1	6	6	6.3	50	95	55	117		B
B49-6	6	10	10.5	80	91	83	159		B
B38-6A	6	13	13.7	105	119	83	161		B
6N11A-1B/3A	6	11	11.6	90	121	58	130		B
6N11A-4A	6	11	11.6	90	121	58	130		B

TERMINAL TYPE	A	B	C	D	E	F	G	H	I	J



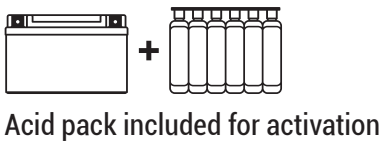


MF batteries are designed to offer excellent power and reliability whatever the weather conditions. Supplied with an acid pack, MF batteries must be activated by filling the acid before first use. Totally sealed once activated, the gas recombination technology allows no maintenance, and does not require any water refilling. Utilizing advanced AGM technology, these batteries are perfectly suitable for the majority of powersport applications.

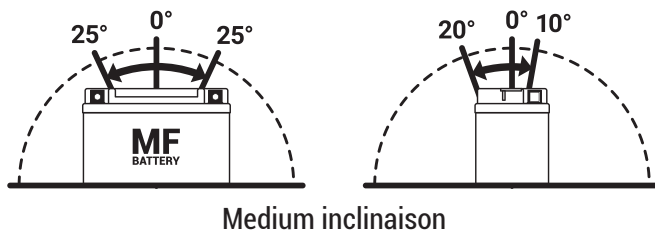
FEATURES

- Maintenance free  
No water refilling
- Acid pack included for initial filling
- Upright installation only
- Completely sealed after filling  
No gas emission through venting hole
- Superior power & extended cycle life
- Long shelf life  
No need to be recharged while stocked

- Suitable for cold weather
- Reduction of plate sulfation
- Longer voltage hold



MOUNTING ANGLES



Medium inclinaison

COMPATIBLE CHARGERS

- BS 10** Battery size up to 20Ah
- BS 15** Battery size up to 30Ah
- BS 30** Battery size up to 60Ah
- BS 60** Battery size up to 120Ah
- BK 20** Battery size up to 40Ah

BS BATTERY TYPE - 12V	CAPACITY Ah (10Hr)	CAPACITY Ah (20Hr)	CCA (EN) A (-18°C)	DIMENSIONS (±2mm)			ASSEMBLY LAYOUT	TERMINAL
				L	W	H		
BT3L-BS	3	3.2	30	98	56	110		B
BT4B-BS	2.3	2.4	40	113	38	85		J
BTR4A-BS	2.3	2.4	45	113	48	85		I
BTX4L-BS	3	3.2	50	113	70	85		A
BT5AL-BS	5	5.3	65	120	60	130		B
BTX4L-BS+/BTZ5S	4	4.2	50	113	70	85		A
BTX5L-BS	4	4.2	80	113	70	105		A
BTX6.5L-BS	6.5	6.8	85	139	66	100		B
BTZ7S-BS	6	6.3	130	113	70	105		A
BTX7A-BS	6	6.3	105	150	87	93		A
BTX7L-BS	6	6.3	100	113	70	130		A
BT7B-BS	6.5	6.8	85	150	65	93		A
BT9B-BS	8	8.4	120	150	70	105		A
BTX9-BS	8	8.4	135	150	87	105		A
BTZ10S-BS	8.6	9	190	150	88	93		A
BT9A-BS	9	9.5	115	135	75	139		A
BT12A-BS	10	10.5	175	150	88	105		A
BT12B-BS	10	10.5	210	150	69	130		A
BTX12-BS	10	10.5	180	150	87	130		A
BTZ12S-BS	11	11.6	215	150	88	110		A
BT14B-BS	12	12.6	210	150	69	145		A
BTX14-BS	12	12.6	200	150	87	145		A
BTX14L-BS	12	12.6	200	150	87	145		A
BTX14H-BS	12	12.6	200	150	87	145		A
BTX14AH-BS	12	12.6	210	133	90	164		A
BTX14AHL-BS	12	12.6	210	133	90	164		A
BTZ14S-BS	11.2	11.8	230	150	88	110		A
BTX16-BS	14	14.7	230	150	87	161		A
BTX16-BS-1	14	14.7	230	150	87	161		E
BTX20-BS	18	18.9	270	175	87	155		A
BTX20A-BS	18	18.9	270	150	87	161		A
BTX20CH-BS	18	18.9	270	150	87	161		A
BTX20L-BS	18	18.9	270	175	87	155		A
BTX20HL-BS	18	18.9	310	175	87	155		A
BTX20H-BS	18	18.9	310	175	87	155		A
BTX24HL-BS	21	22.1	350	205	87	162		A
BIX30L-BS	30	31.6	400	165	125	175		A

TERMINAL TYPE	A	B	C	D	E	F	G	H	I	J

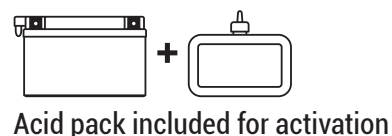




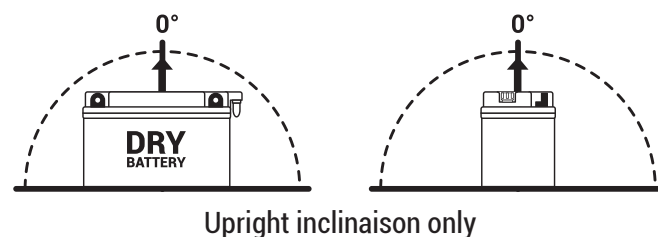
Conventional batteries are lead acid flooded batteries. These batteries need to be filled before first use. Conventional High Performance batteries include a sulfation retardant technology which reduces battery-killing plate sulfation. This results in a longer battery life, especially in standby or storage mode. These conventional batteries are perfectly suitable for entry-level powersport and lawn & garden vehicles with standard requirements.

## FEATURES

- Has to be checked periodically**  
Refilled with water if necessary
- Acid pack included for initial filling**
- Upright installation only**
- Handle with care to prevent acid spillage**
- Regular life duration**
- Long shelf life**  
No need to be recharged while stocked
- Internal gas emission through venting hole**
- Wide variety of 6V & 12V models**



## MOUNTING ANGLES



## COMPATIBLE CHARGERS

- BS 10** Battery size up to 20Ah
- BS 15** Battery size up to 30Ah
- BS 30** Battery size up to 60Ah
- BS 60** Battery size up to 120Ah
- BK 20** Battery size up to 40Ah

BS BATTERY TYPE - 12V HIGH PERFORMANCE	CAPACITY Ah (10Hr)	CAPACITY Ah (20Hr)	CCA (EN) A (-18°C)	DIMENSIONS (±2mm)			ASSEMBLY LAYOUT	TERMINAL
				L	W	H		
BB2.5L-C	2.5	2.6	20	80	70	105		-
BB3L-A	3	3.2	30	98	56	110		B
BB3L-B	3	3.2	30	98	56	110		B
BB4L-B	4	4.2	50	120	70	92		A
BB4L-A	4	4.2	50	120	70	92		A
BB5L-B	5	5.3	65	120	60	130		B
BB6.5L-B	6.5	7	65	138	73	107		B
BB7B-B	7	7.4	85	150	60	130		B
BB7-A	8	8.4	105	135	75	133		B
BB7L-A	8	8.4	105	135	75	133		B
BB7C-A	8	8.4	85	130	90	114		E
BB7L-B	8	8.4	85	135	75	133		B
BB7L-B2	8	8.4	85	135	75	133		A
BB9-B	9	9.5	115	135	75	139		B
BB9L-B	9	9.5	115	135	75	139		B
BB9L-A1	9	9.5	100	135	75	139		A
BB9L-A2	9	9.5	100	135	75	139		A
BB9A-A	9	9.5	100	135	75	155		B
BB10L-A2	11	11.6	130	135	90	145		D
BB10L-B	11	11.6	130	135	89	145		B
BB10L-B2	11	11.6	130	135	89	145		D
BB10L-BP	11	11.6	165	135	89	145		B
BB10A-A2	11	11.6	160	135	89	155		D
BB12A-A	12	12.6	155	134	80	160		B
BB12A-B	12	12.6	155	134	80	160		B
BB12AL-A	12	12.6	155	134	80	160		B
BB12AL-A1	12	12.6	155	134	80	160		A
BB12AL-A2	12	12.6	155	134	80	160		B
BB12B-B2	12	12.6	155	160	90	130		D
BB12C-A	12	12.6	155	134	80	175		A
BB14-A2	14	14.7	175	134	89	166		D
BB14-B2	14	14.7	175	134	89	166		D
BB14L-A	14	14.7	190	134	89	166		B
BB14L-A1	14	14.7	175	134	89	166		E
BB14L-A2	14	14.7	175	134	89	166		D
BB14L-B2	14	14.7	175	134	89	166		D
SBB14L-A2	14	14.7	175	134	89	166		D
SBB14L-B2	14	14.7	175	134	89	166		D
BB14A-A1	14	14.7	175	134	89	176		B
BB14A-A2	14	14.7	175	134	89	176		D
BB16AL-A2	16	16.8	210	207	71.5	164		F
BB16-B	19	20	215	175	100	155		B
BB16L-B	19	20	215	175	100	155		B
BB16-B-CX	19	20	255	175	100	155		B
BB16HL-A-CX	19	20	255	175	100	155		B
BB16B-A	16	16.8	210	160	90	161		A

TERMINAL TYPE	A	B	C	D	E	F	G	H	I	J



BS BATTERY TYPE - 12V HIGH PERFORMANCE	CAPACITY Ah (10Hr)	CAPACITY Ah (20Hr)	CCA (EN) A (-18°C)	DIMENSIONS (±2mm)			ASSEMBLY LAYOUT	TERMINAL
				L	W	H		
BB16B-A1	16	16.8	210	160	90	161		C
BB16AL-A2	16	16.8	210	207	71.5	164		F
SBB16AL-A2	16	16.8	210	207	71.5	164		F
HBB16A-A/AB	16	16.8	210	151	91	180		C
BB16CL-B	19	20	250	175	100	175		A
B50-N18L-A/A2	20	21.1	250	205	90	162		C
B50-N18L-A3	20	21.1	250	205	90	162		A
B50-N18L-A-CX	20	21.1	270	205	90	162		C
SB50-N18L-A-A2	20	21.1	250	205	90	162		C
B50-N18A-A	20	21.1	250	205	90	176		C
BB18-A	18	18.9	235	180	90	162		C
BB18L-A	18	18.9	235	180	90	162		C
BB18L-A2	18	18.9	235	180	90	162		C
B60-N24-A	28	29.5	280	184	124	175		G
B60-N24L-A	28	29.5	280	184	124	175		G
B60-N24AL-B	28	29.5	280	184	124	175		G
SB60-N24AL-B	28	29.5	280	184	124	175		G
B60-N30-A	30	31.6	300	184	130	170		G
B60-N30L-A	30	31.6	300	184	130	170		G
B60-N30L-B	30	31.6	300	184	130	170		G
BB30L-B	30	31.6	300	165	130	176		A
BB30CL-B	30	31.6	300	165	130	192		A
BHD-12	29	29.5	280	205	130	165		H
51814	-	19	210	186	82	171		-
51913	-	19	210	186	82	171		-
52515	-	30	300	186	130	170		G
53030	-	30	300	184	130	170		G

BS BATTERY TYPE - 12V	CAPACITY Ah (10Hr)	CAPACITY Ah (20Hr)	CCA (EN) A (-18°C)	DIMENSIONS (±2mm)			ASSEMBLY LAYOUT	TERMINAL
				L	W	H		
12N5-3B	5	5.3	40	120	61	130		B
12N5.5-3B	5.5	5.8	55	135	60	130		B
12N5.5-4A	5.5	5.8	55	135	60	130		F
12N5.5-4B	5.5	5.8	55	135	60	130		B
12N5.5A-3B	5.5	5.8	55	103	90	114		-
12N6.5-3B	6.5	6.8	55	137	66	100		B
12N7-3A	7	7.4	75	135	75	133		B
12N7-3B	7	7.4	75	135	75	133		B
12N7-4A	7	7.4	75	135	75	133		B
12N7-4B	7	7.4	75	135	75	133		B
12N7A-3A	7	7.4	70	150	60	130		B
12N7A-4A	7	7.4	70	150	60	130		B
12N9-3B	9	9.5	85	135	75	139		B
12N9-4B-1	9	9.5	85	135	75	139		B
12N12A-4A-1	12	12.6	120	134	81	160		B
12N14-3B	14	14.7	135	134	89	166		D

TERMINAL TYPE	A	B	C	D	E	F	G	H	I	J

BS BATTERY TYPE - 6V	CAPACITY Ah (10Hr)	CAPACITY Ah (20Hr)	CCA (EN) A (-18°C)	DIMENSIONS (±2mm)			ASSEMBLY LAYOUT	TERMINAL
				L	W	H		
6N2-2D	2	2.1	-	70	47	96		-
6N2A-2C	2	2.1	-	70	47	96		-
6N2A-2C-1	2	2.1	-	70	47	96		-
6N2A-2C-2	2	2.1	-	70	47	96		-
6N4-2A	4	4.2	-	71	71	96		-
6N4-2A-2	4	4.2	-	71	71	96		-
6N4-2A-3	4	4.2	-	71	71	96		-
6N4-2A-4	4	4.2	-	71	71	96		-
6N4-2A-6	4	4.2	-	71	71	96		-
6N4-2A-7	4	4.2	-	71	71	96		-
6N4-2A-8	4	4.2	-	71	71	96		-
6N4A-4D	4	4.2	-	61	57	130		-
6N4B-2A-1	4	4.2	-	102	48	96		-
6N4B-2A-2	4	4.2	-	102	48	96		-
6N4B-2A-3	4	4.2	-	102	48	96		-
6N4B-2A-4	4	4.2	-	102	48	96		-
6N4B-2A-5	4	4.2	-	102	48	96		-
6N5.5-3D	5.5	5.8	-	90	70	100		-
6N5.5-1D-1	5.5	5.8	-	90	70	100		-
6N6-1B-1	6	6.3	-	99	57	111		-
6N6-3B	6	6.3	-	99	57	111		B
6N6-3B-1	6	6.3	-	99	57	111		B
6N6-1D-2	6	6.3	-	99	57	111		-
6N6-1C	6	6.3	-	99	57	111		-
B39-6	7	7.4	-	126	48	126		B
B49-6	10	10.5	-	91	83	160		B
B38-6A	13	13.7	-	119	83	161		B
6N11-2D	11	11.6	-	150	70	100		B
6N11A-1B	11	11.6	-	122	62	131		B
6N11A-3	11	11.6	-	122	62	131		B
6N11A-4	11	11.6	-	122	62	131		B
6N11A-3A	11	11.6	-	122	62	131		B
6N11A-3B	11	11.6	-	122	62	131		B
6N11A-4A	11	11.6	-	122	62	131		B
B54-6 (6N12A-2C)	12	12.6	-	156	57	116		B
B54-6A (6N12A-2D)	12	12.6	-	156	57	116		B
6N12-1B	12	12.6	-	105	75	140		B
6BBL-B	8	8.4	-	120	70	95		B

Non-exhaustive list

TERMINAL TYPE	A	B	C	D	E	F	G	H	I	J





# PLUG AND PLAY SOLUTION








2021 MotoGP  
**WORLD CHAMPION**



+80 AVAILABLE TYPES OF  
"READY TO START" BATTERIES

## COMPARATIVE FEATURES

					
	LITHIUM LiFePO4	SLA FACTORY ACTIVATED MAX	SLA FACTORY ACTIVATED	MF BATTERY	DRY BATTERY
READY TO USE	✓	✓	✓	—	—
NO ACID HANDLING	✓	✓	✓	—	—
MAINTENANCE FREE	✓	✓	✓	✓ <sup>(1)</sup>	—
NON-SPILLABLE	✓	✓	✓	—	—
FACTORY ACTIVATED	✓	✓	✓	—	—
MULTI-POSITIONING FITMENT	✓	✓	✓	—	—
EASY TO CARRY	✓	✓	✓	—	—
EASY TO SHIP	✓	✓	✓	—	—
NO SELF DISCHARGE DURING STORAGE	—	—	—	✓	✓
COMPLIANT WITH EU REGULATION 2019/1148 (FOR THE SALE OF ACID FOR BATTERIES)	✓	✓	✓	—	—

## TRANSPORTATION CHART

ROAD FREIGHT	✓	✓	✓	✓ <sup>(2)</sup>	✓ <sup>(2)</sup>
AIR FREIGHT	✓ <sup>(2)</sup>	✓	✓	—	—
SEA FREIGHT	✓	✓	✓	✓ <sup>(2)</sup>	✓ <sup>(2)</sup>
	SUITABLE FOR E-COMMERCE			UNDER CERTAIN CONDITION	

(1) Once activated

(2) According to ADR, IMDG & IATA regulations



# UPGRADE CROSS REFERENCE CHART

LITHIUM	SLA MAX	SLA	MF	DRY
BSLi-02		BTZ5S/BTX4L+	BTZ5S/BTX4L-BS+	
BSLi-02		BTZ6S/BTX5L	BTZ6S-BS	
BSLi-02		BTZ7S	BTZ7S-BS	
BSLi-03		BT7B-4	BT7B-BS	
BSLi-02		BTZ7V		
BSLi-02		BTZ8V		
BSLi-03		BT9B-4	BT9B-BS	
BSLi-04/06		BTZ10S	BTZ10S-BS	
BSLi-04/06		BTZ12S	BTZ12S-BS	
BSLi-04/06		BT12B-4	BT12B-BS	
BSLi-04/06		BTZ14S	BTZ14S-BS	
BSLi-04/06		BT14B-4	BT14B-BS	
BSLi-10	51913 <b>MAX</b>	SLA12-19		51814 ; 51913
		BT4B-5	BT4B-BS	
		BTR4A-5	BTR4A-BS	
BSLi-02		BTX4L+/BTZ5S	BTX4L-BS+/BTZ5S-BS	
BSLi-02		BTX5L/BTZ6S	BTX5L-BS	
BSLi-02		BTX7L	BTX7L-BS	
BSLi-03		BTX7A	BTX7A-BS	
BSLi-03		BTX9	BTX9-BS	
BSLi-04/06		BT12A	BT12A-BS	
BSLi-04/06		BTX12	BTX12-BS	
BSLi-04/06	BTX14H <b>MAX</b>	BTX14	BTX14-BS	
BSLi-08	BTX14HL <b>MAX</b>	BTX14L	BTX14L-BS	
BSLi-04/06	BTX14AH <b>MAX</b>	BTX14AH/BB14-A2/B2	BTX14AH-BS	BB14-A2 (12N14-4A) ; BB14-B2
BSLi-05		BTX14AHL/BB14L-A2/B2	BTX14AHL-BS	BB14L-A2 (12N14-3A) ; BB14L-B2
BSLi-07	BTX16H <b>MAX</b>	BTX16	BTX16-BS	
BSLi-09		BTX20	BTX20-BS	
BSLi-09		BTX20CH	BTX20CH-BS ; BTX20A-BS	
BSLi-10	BTX20HL <b>MAX</b>	BTX20HL	BTX20L-BS ; BTX20HL-BS	BB18L-A
BSLi-10		BTX24HL/B50-N18L-A/A2/A3	BTX24HL-BS	B50-N18L-A3
BSLi-12	BIX30HL <b>MAX</b>	BIX30L	BIX30L-BS	BB30L-B
		6N11A-1B/3A		6N11A-1B ; 6N11A-3A
		6N4-2A/A-4		6N4-2A ; 6N4-2A-4
		6N6-3B/B-1		6N6-3B ; 6N6-3B-1
		6N11A-4A		6N11A-4 ; 6N11A-4A
		B49-6		B49-6
		B38-6A		B38-6A
BSLi-02		12N5.5-3B		12N5.5-3B
		12N5.5-4A		12N5.5-4A
BSLi-01		BB3L-A/B		BB3L-A ; BB3L-B
BSLi-02		BB4L-B		BB4L-B
BSLi-02		BB5L-B		BB5L-B (12N5-3B)
BSLi-03		BB7-A		BB7-A (12N7-4A)
BSLi-02		BB7C-A		BB7C-A
BSLi-02		BB7L-B2		BB7L-B (12N7-3B) ; BB7L-B2
BSLi-03		BB9-B		BB9-B (12N9-4B-1)
BSLi-05		BB10L-A2/B2		BB10L-A2 ; BB10L-B2 ; BB10L-BP
BSLi-05		BB12AL-A2		BB12AL-A ; BB12AL-A2
BSLi-04/06		BB12A-A/B		BB12A-A (12N12A-4A-1) ; BB12A-B
BSLi-04/06		BB14A-A2		BB14A-A2
BSLi-04/06	BTX14AH <b>MAX</b>	BB14-A2/B2/BTX14AH	BTX14AH-BS	BB14-A2 (12N14-4A) ; BB14-B2
BSLi-05		BB14L-A2/B2/BTX14AHL	BTX14AHL-BS	BB14L-A2 (12N14-3A) ; BB14L-B2
BSLi-05		BB16AL-A2		BB16AL-A2
BSLi-08		BB16CL-B		BB16CL-B
BSLi-10		B50-N18L-A/A2/A3/BTX24HL	BTX24HL-BS	B50-N18L-A3
BSLi-12		53030		53030

# BATTERY TYPE NUMBER EXPLANATION

## SLA MAX & SLA



a	b	c	d	e	f
BT	X	20	H	L	
BB		9			B
BT	Z	10		S	

- a BS maintenance free batteries mark
- b High performance
- c Performance level
- d High performance
- e Polarity location
- f Exhaust opening location (not concerned for SLA)

## DRY HIGH PERFORMANCE



a	b	c	d	-	e	f
BB	16	A	L	-	A	2

- a High performance
- b Cranking / starting power
- c Variant battery size indication (for types with same capacity)
- d Polarity location
- e Exhaust opening location
- f Terminal type

a	b	-	c	d	e	-	f
B	50	-	N	18	L	-	A/A2

- a High performance
- b Cranking / starting power
- c Normal vented type
- d Performance level
- e Polarity location
- f Exhaust opening location

## MF



a	b	c	d	e	-	f
BT	X	20	H	L	-	BS
BT	Z	10		S	-	BS

- a BS maintenance free batteries mark
- b High performance
- c Performance level
- d High performance
- e Polarity location
- f Bottle supplied electrolyte

## DRY



a	b	c	d	-	e	f	-	g
6	N	4	B	-	2	A	-	3
12	N	12	A	-	4	A	-	1

- a Nominal voltage
- b Normal vented type
- c Battery capacity (10 hours rate basis)
- d Variant battery size indication (for types with same capacity)
- e Polarity location
- f Exhaust opening location
- g Terminal type



# BS 10 BATTERY CHARGER



## SMART BATTERY CHARGER & MAINTAINER

100% AUTOMATIC | 6V/12V - 1A  
LEAD ACID & LITHIUM

### BOX CONTENT



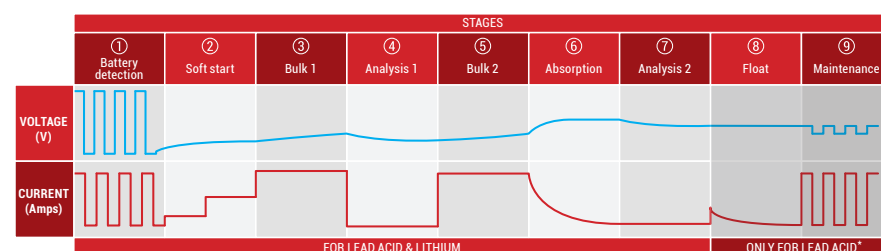
### FEATURES

- Auto detect lead acid or Lithium technology
- Adaptable charging algorithm for lead acid & Lithium (LiFeP04)
- Safe: connection spark free, reverse polarity, short circuit and internal overheat protection
- Easy to use: connect & forget
- 6V & 12V manual switch selection
- Battery size: up to 20Ah

### BATTERY COMPATIBILITY



### CHARGING CURVE - 9 STAGES



\*No float & maintenance stages for Lithium. Once the battery is fully charged, the charge is stopped.

# BATTERY CHARGER BS 15



## SMART BATTERY CHARGER & MAINTAINER WITH RECONDITIONING FUNCTION

100% AUTOMATIC | 12V - 1.5A  
LEAD ACID

### BOX CONTENT



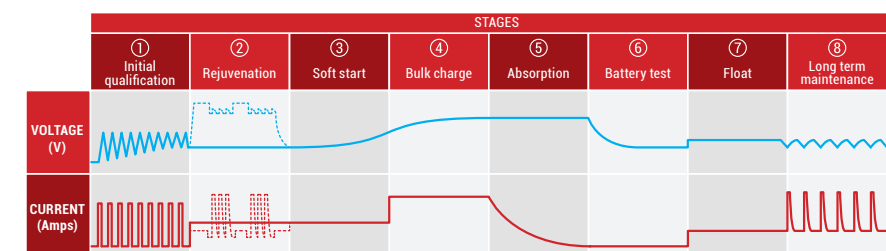
### FEATURES

- Ideal for charging during winter season
- Safe: connection spark free. Reverse polarity, short circuit and internal overheat protection
- Easy to use: connect & forget
- Multiaxis hook
- Battery size: up to 30Ah

### BATTERY COMPATIBILITY



### CHARGING CURVE - 8 STAGES





# BS 30 BATTERY CHARGER



## SMART BATTERY CHARGER & MAINTAINER

100% AUTOMATIC | 12V - 3A  
LEAD ACID & LITHIUM

### BOX CONTENT



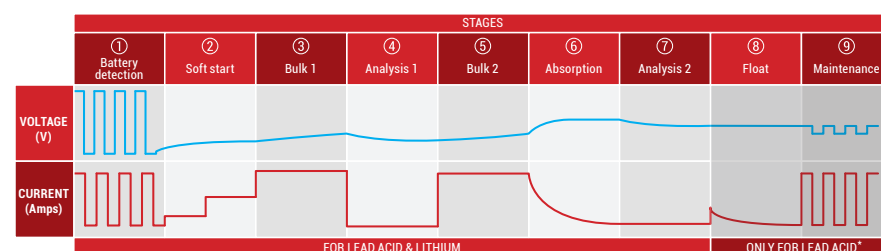
### FEATURES

- Auto detect lead acid or Lithium technology
- Adaptable charging algorithm for lead acid & Lithium (LiFePO4)
- Safe: connection spark free, reverse polarity, short circuit and internal overheat protection
- Easy to use: connect & forget
- Multiaxis hook
- Battery size: up to 60Ah

### BATTERY COMPATIBILITY



### CHARGING CURVE - 9 STAGES



\*No float & maintenance stages for Lithium. Once the battery is fully charged, the charge is stopped.

# BATTERY CHARGER BS 60



## SMART BATTERY CHARGER & MAINTAINER WITH RECONDITIONING FUNCTION

100% AUTOMATIC | 12V - 1/4/6A  
LEAD ACID

### BOX CONTENT



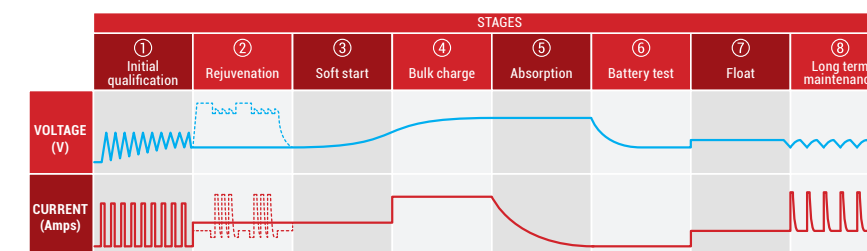
### FEATURES

- Ideal for charging during winter season
- Safe: connection spark free, reverse polarity, short circuit and internal overheat protection
- Easy to use: connect & forget
- Battery thermal run away protection
- Selectable battery type (Calcium, Gel, AGM/Wet) and charge rate (1A/4A/6A)
- Battery size: up to 120Ah

### BATTERY COMPATIBILITY



### CHARGING CURVE - 8 STAGES





# BK 20 BANK BATTERY CHARGER



## SMART BANK BATTERY CHARGER & MAINTAINER WITH RECONDITIONING FUNCTION

100% AUTOMATIC | 6V/12V - 3X 2A  
LEAD ACID & LITHIUM

### BOX CONTENT



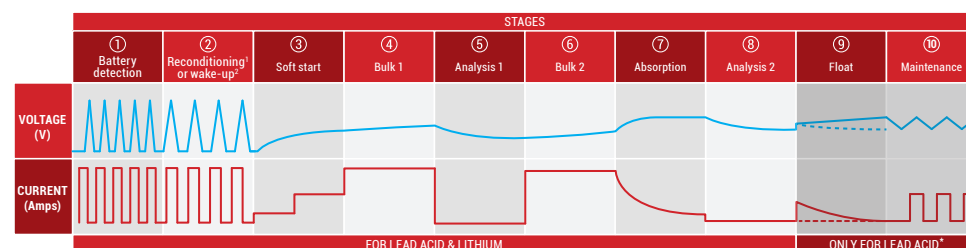
### FEATURES

- › Charges and maintains 3 batteries with different voltage and technologies at once
- › Auto detect lead acid or Lithium technology
- › Adaptable charging algorithm for lead acid & Lithium (LiFePO4)
- › Force mode: to activate low voltage “dead” lead acid battery or wake up “dead” LiFePO4 battery
- › Easy to use: connect & forget
- › Safe: connection spark free, reverse polarity, short circuit and internal overheat protection
- › Battery size: up to 40Ah

### BATTERY COMPATIBILITY













### CHARGING CURVE - 10 STAGES



\* Only if force mode is selected:  
- For lead acid: reconditioning stage  
- For lithium: wake-up stage.  
\*\* No float & maintenance stages for Lithium. Once the battery is fully charged, the charge is stopped.

# CHARGER SELECTION CHART

					
	<i>BS 10</i>	<i>BS 15</i>	<i>BS 30</i>	<i>BS 60</i>	<i>BK 20</i>
CHARGE MODE	6V & 12V	12V	12V	12V	6V & 12V
CHARGING CURRENT	1A	1.5A	3A	1A - 4A - 6A	3x 2A
BATTERY COMPATIBILITY	LEAD ACID & LITHIUM	LEAD ACID	LEAD ACID & LITHIUM	LEAD ACID	LEAD ACID & LITHIUM
CHARGING PROGRAM	9 STAGES	8 STAGES	9 STAGES	8 STAGES	10 STAGES
BATTERY SIZE	UP TO 20Ah	UP TO 30Ah	UP TO 60Ah	UP TO 120Ah	UP TO 40Ah
BATTERY SIZE FOR MAINTENANCE	UP TO 40Ah	UP TO 60Ah	UP TO 120Ah	UP TO 180Ah	UP TO 80Ah
RECONDITIONING FUNCTION	NO	YES	NO	YES	YES
FIXATION	NO	MULTIAXIS HOOK	MULTIAXIS HOOK	NO	DISPLAY PARTS (OPTION)
SUITABLE FOR					

# ACCESSORIES

### PA 01



**FUSED RING TERMINAL LEADSET**  
Satisfies all the battery charging needs without any risks

### PA 03



**CIGAR PLUG LEADSET**  
Allows to charge throught the cigarette outlet

### CL 02



**BS CLAMPS**  
Isolated clamps - Safe for every use

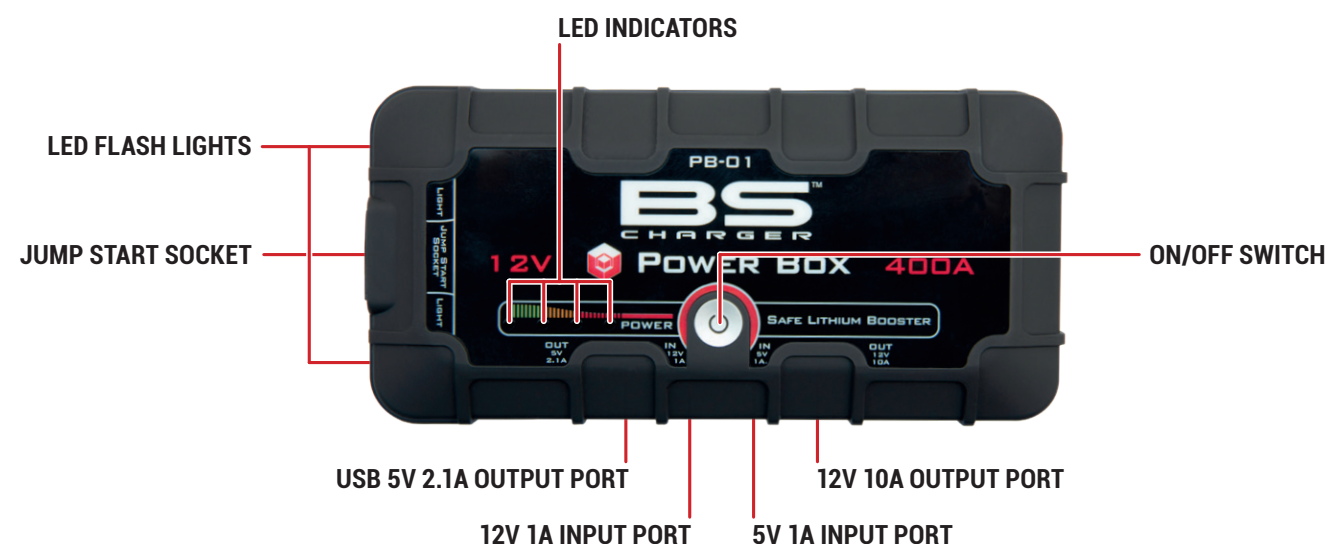




Get back on the road in no time thanks to our ultra-compact and powerful battery jump starter! The Power Box is a versatile back-up solution able to jump start vehicles, to charge USB devices and to make emergency lighting. Ultra safe, this jump starter is delivered with smart cable to ensure spark-proof connection and reverse polarity protection. With compact conception, it can be put inside any motorcycle trunk, glove box or adventurer backpack. It ensures you to always start your vehicles and charge your mobile devices everywhere.

## FEATURES

- Compact & powerful lithium booster rated at 200A (400A peak current)
- Up to 20 jump starts in one charge
- Designed for gas and diesel engines
- Power supply for all USB devices
- LED flashlight function with 3 modes
- Very safe: smart cable with spark-proof connection and reverse polarity protection



## FUNCTIONS



### SAFE LITHIUM BOOSTER

Gas engines up to 5000cc - 5.0L  
Diesel engines up to 2500cc - 2.5L



### POWER SUPPLY

USB output 5V 2.1A for mobile devices  
Output 12V 10A for vehicle products



### LED FLASHLIGHT

3 modes:  
powerful constant light,  
strobe & SOS

### LED FLASHLIGHT



### MOBILE DEVICES CHARGING CABLES



### SMART BOOSTER CABLES



## COMPATIBILITY

### BATTERY CHARGER FOR:



Mobile devices: smartphones, tablets, hd action cameras, music players, wireless speakers and more!

### BATTERY BOOSTER FOR:



Moto, scooter, snowmobile, watercraft, lawn & garden, car, boat

## UNIVERSAL PLUGS

VERY SIMPLE TO CHARGE AND TO BE RECHARGED!



## BST 50

### POWERSPORT BATTERY TESTER

- Specializing in advanced battery and electrical diagnostics
- Voltmeter: from 7V to 30V
- Designed for batteries from 2.5 to 30 Ah
- Test approach with OEM battery number (equivalent table)
- Instantaneous analysis (result within 1 second): battery voltage, available power at start, state of the battery
- Test without disconnecting the battery or an separate battery
- LED display



## BT 01

### BATTERY CONDITION INDICATOR


- For 12V battery
- Shows battery condition at the push of a button
- Offers the confidence of knowing when your battery is fully charged or not
- Easy to use
- Waterproof



## BT 02

### BATTERY & ALTERNATOR TESTER

- For 12V battery
- Test the condition of your battery and alternator
- Connect the crocodile clip to battery terminal and check alternator or battery
- Easy to use





## BATTERY DISPLAY

ref 900075

This display allows to promote batteries, chargers, testers and booster.

### DIMENSIONS:

Height: 1 700 mm | Width: 610 mm | Depth: 500 mm



## CHARGER DISPLAY

ref 700525

This display allows to promote chargers:

5 pcs BS 15 can fit

4 pcs BS 10 can fit

### DIMENSIONS:

Height: 485 mm | Width: 163 mm | Depth: 330 mm



## BK 20 - ASSEMBLY PARTS FOR BATTERY DISPLAY

ref 700548

This accessory allows to mount up to two BK 20 chargers on battery display. Ideal to create a small charging station.



## DEALER PACK

ref 900055

The dealer pack is conditioned in one box and contains:  
6 t-shirts (2x M - 2x L - 2x XL) + 6 neck warmers  
+ 6 pens + 6 pads A5



## WINDFLAG

ref 900108

Light and easy to carry, this windflag can be used indoors or outdoors. Ideal for shops or fair.

DIMENSIONS: 2 900 mm



## WELCOME CARPET

ref 900108

This entrance carpet is ideal for shops or showrooms. This carpet captures humidity in winter, dust and dirt in summer. Oil and water resistant, washable easily, non-slip backing, 100% polyamide ( $\pm 2\ 500\ \text{g/m}^2$ ), Thickness  $\pm 7\ \text{mm}$ : to fit under any door.

DIMENSIONS: 600 x 950 mm



## BS RACING POSTERS

ref 900130

Ideal to promote BS Battery sponsoring in your stores, showrooms or fairs. 2x 3 posters per box.

DIMENSIONS: 420 x 297 mm (A3)



## BS FACTORY POSTERS

ref 900131

Ideal to promote BS Battery products in your stores, showrooms or fairs. 2x 4 posters per box.

DIMENSIONS: 420 x 297 mm (A3)





### SOFTSHELL

ref 900110 to 900115

Waterproof and windproof material with membrane and inner fleece. Elasticized lower body tightening. Wrist strap with Velcro.  
Produced by Kenny.

**SIZE:** S to XXXL




### BODYWARMER

ref 900133 to 900138

Bodywarmer jacket with zipper. Zipped pockets on the front. Collar with very soft finish.  
Produced by Kenny.

**SIZE:** S to XXXL



### CAP

ref 900106

Cap with eyelets and adjustment by plastic paw.  
Produced by Kenny.



### PADDOCK CARPET

ref 900109

This carpet prevents fuel and lubricant spills when carrying out maintenance and repairs. FIM compliant, washable easily, non-slip backing, 100% polyamide ( $\pm 2\,500\text{ g/m}^2$ ).

**DIMENSIONS:** 950 x 2 200 mm



### SWEAT-SHIRT

ref 900116 to 900121

Sweat-shirt (80% cotton and 20% polyester) with hood and zip, 300 gr.

**SIZE:** S to XXXL



### T-SHIRT

ref 900122 to 900127

100% Ringspun cotton 190 gr.

**SIZE:** S to XXXL



### UMBRELLA

ref 900054

Elegant, strong and durable with a racing look. Automatic opening, foam rubber handle.

**DIMENSIONS:** Length: 100 mm | Diameter: 1 300 mm




### KEYRING

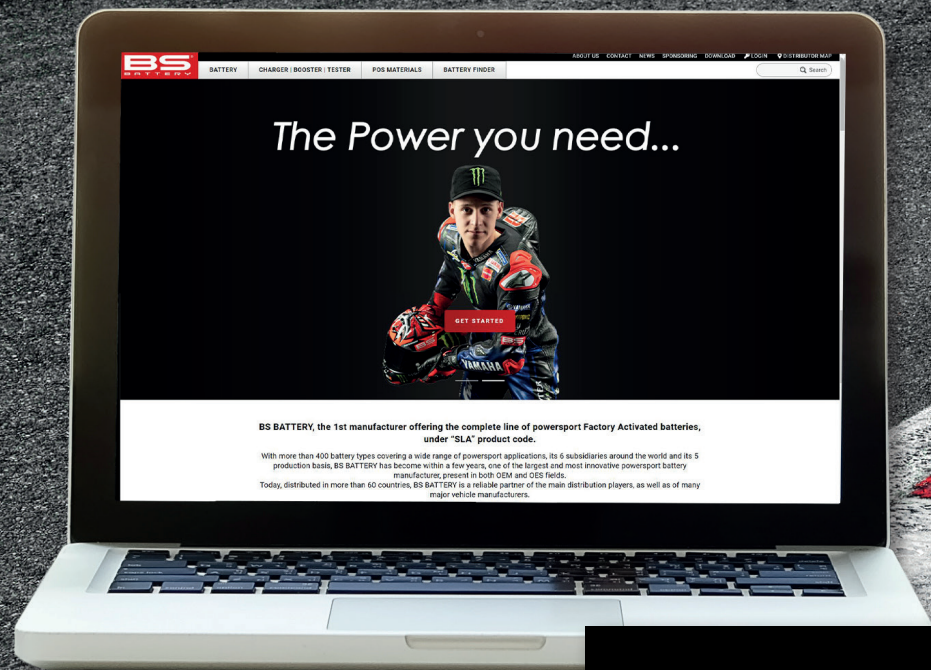
ref 900107

Elastic band with hook, perfect for hang the keys.

**DIMENSIONS:** 425 x 40 mm



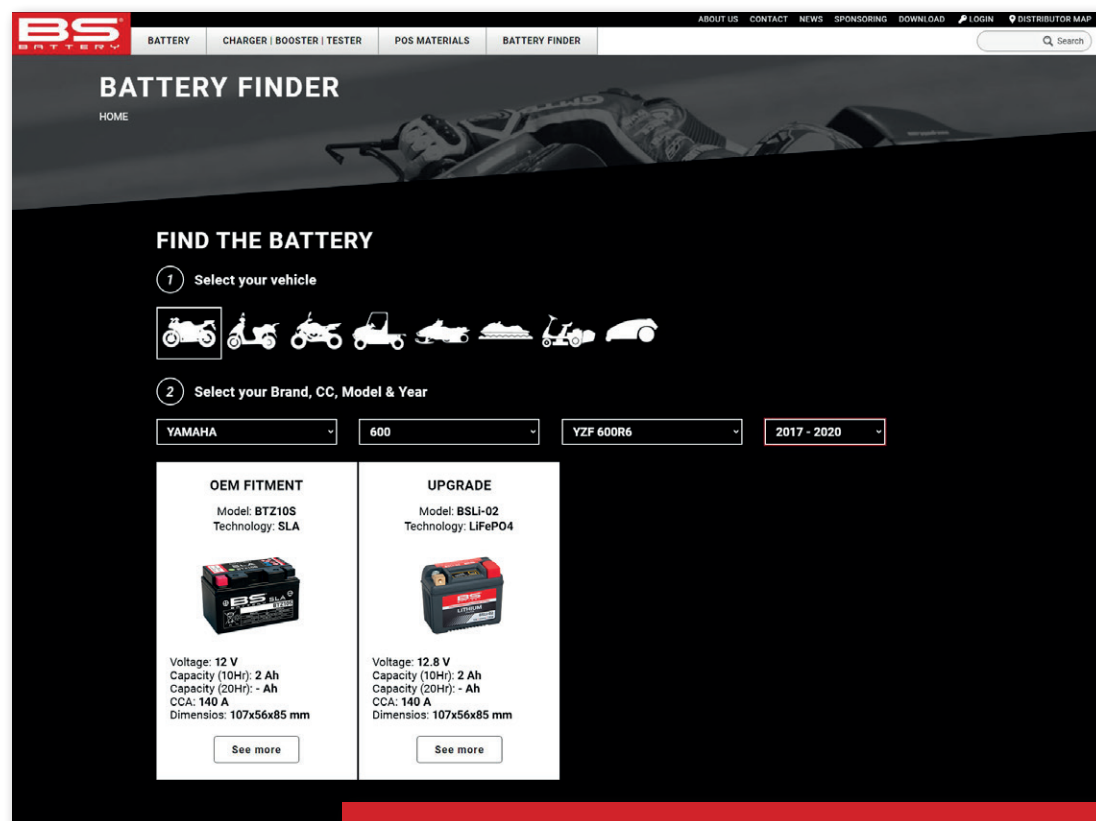




NEW

WEBSITE

WWW.BS-BATTERY.COM



FIND THE BATTERY YOU NEED...



*The Power you need...*

[f](#) [@](#) [v](#) [in](#) | [www.bs-battery.com](http://www.bs-battery.com)





20  
22

11/2021



*The Power you need...*

    | [www.bs-battery.com](http://www.bs-battery.com)



BATTERY

CHARGER

BOOSTER

TESTER