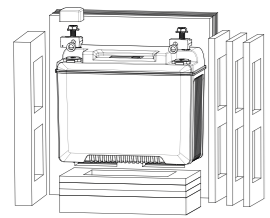




LiFePO4 batteries are designed for demanding riders, looking for higher and safer performance, faster acceleration, highly reduced weight and much longer battery life. With a very low self-discharge, BSLi lithium batteries start an engine after a long period of storage, even in cold temperatures. BS LiFePO4 battery range covers most of the existing circulating parc fitments.

## SPACERS



For a better performance and limited vibrations, our Lithium batteries are much smaller than the Lead Acid one! Different spacers types are delivered with each battery to fit the casing easily!


## COMPATIBLE CHARGERS

**BS 10** Battery size up to 20Ah

**BS 30** Battery size up to 60Ah

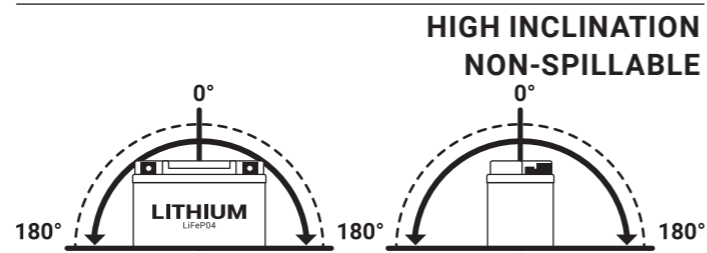
**BK 20** Battery size up to 40Ah

Lithium motorcycle batteries can't be charged over 15V and require a specific charger for lithium technology.



- Ready to use**  
Just plug & play
- Lighter weight**  
Up to 70% lighter than Lead Acid batteries
- Extensive cycle life**  
Over 2 000 cycles
- Heat resistance**  
Up to 230°C
- Robust brass terminals**  
To enhance electrical performance
- State of charge indicator**  
Monitor the state of charge with the indicator screen on the top

## MOUNTING ANGLES



## DID YOU KNOW?

BS BATTERY Lithium Range is also suitable for all the big engines bikes such as Harley Davidson, BMW, Indian, Triumph...

Our 3 models: BSLi-02, BSLi-03, BSLi-04/06 cover 80% of the existing circulating parc fitments!

BS TYPE	BS CODE	POWER (Wh)	CCA (A)	CAPACITY AH (10Hr)	DIMENSIONS (±2mm)			POLARITY	TERMINAL	REPLACEMENT - MOST POPULAR MODELS		
					L	W	H			SLA / SLA MAX	MF	DRY
12V BSLi-01	360101	24	140	2	92	52	90	+	M6	Replacement for KTM Original Equipment LFP001		
BSLi-02	360102	24	140	2	107	56	85	-	M5	12N5.5-3B BB4L-B BB5L-B BB7C-A BB7L-B2 BTX4L+/BTZ5S BTX5L+/BTZ6S BTX6.5L BTX7L BTZ7S BTZ7V BTZ8V	BTX4L-BS+/ BTX5L-BS BTX7L-BS BTZ7S-BS	12N5.5-3B 12N7A-3A BB4L-B BB5L-B BB6.5L-B BB7C-A BB7L-B BB7L-B2
BSLi-03	360103	36	210	3	134	65	92	+	M6	BB7-A BB9-B BTX7A BTX9 BT7B-4 BT9B-4	BTX7A-BS BT7B-BS BT9A-BS BT9B-BS BTX9-BS	12N7-4A 12N9-4B-1 BB7-A BB9-B
BSLi-04/06	360104	48	280	4	134	65	92	+	M6	BB12A-A/B BB14A-A2 BTX12 BTX14 BTX14H BTX14AH BTX14AH/ BB14-A2/B2 BT12B-4 BT14B-4 BT12A BTZ10S BTZ12S BTZ14S	BTX12-BS BTX14-BS BTX14AH-BS BT12B-BS BT14B-BS BT12A-BS BTZ10S-BS BTZ12S-BS BTZ14S-BS	12N14-4A 12N12A-4A-1 BB10A-A2 BB12A-A BB12A-B BB12C-A BB14-A2 BB14-B2 BB14A-A1 BB14A-A2
BSLi-05	360105	48	280	4	134	65	92	-	M6	BB10L-A2/B2 BB12AL-A2 BB16AL-A2 BTX14AHL/ BB14L-A2/B2	BTX14AHL-BS	12N10-3A 12N10-3B 12N14-3A BB10L-A2/B2 BB10L-BP BB12AL-A BB12AL-A2 BB14L-A1/A2 BB14L-B2 BB16AL-A2
BSLi-07	360107	60	300	5	148	86	105	+	M6	BTX16 BTX16H	BTX16-BS BTX16-BS-1	BB16-B BB16B-A/A1 HBB16A-A/AB BB18-A
BSLi-08	360108	60	300	5	148	86	105	-	M6	BB16CL-B BTX14L BTX14HL	BTX14L-BS	BB16L-B BB16CL-B
BSLi-09	360109	90	480	7.5	148	86	105	+	M6	BTX20H BTX20CH	BTX20-BS BTX20CH-BS BTX20A-BS	-
BSLi-10	360110	90	480	7.5	148	86	105	-	M6	BTX20HL BTX24HL/ B50N18L-A/ A2/A3	BTX20L-BS BTX20HL-BS BTX24HL-BS	BB18L-A B50-N18L-A B50-N18L-A2/ A3/AT
BSLi-11	360111	96	440	8	165	86	130	+	M6	-	-	B60-N30-A 53034
BSLi-12	360112	96	560	8	165	86	130	-	M6	BIX30L BIX30HL 53030	BIX30L-BS	BB30L-B BB30CL-B B60-N30L-A 12N24-3A 52515 53030
NEW BSLi-13	360113	96	560	8	183	79	170	-	M6	51913 SLA12-19	-	51913 51814
NEW BSLi-14	360114	36	210	3	114	70	105	-	M6	-	-	Replacement for Honda original equipment HY110