

NEW

BGZ SERIES

THE LATEST SLA MAX GENERATION
MAXIMUM PERFORMANCE FOR BIG ENGINES



BS
BATTERY

SLA **MAX**
FACTORY ACTIVATED



SLA MAX | BGZ SERIES



	BGZ16H	BGZ16HL	BGZ20H	BGZ20HL	BGZ32HL
NEW BS PN	300931	300932	300933	300934	300935
NOMINAL VOLTAGE	12V	12V	12V	12V	12V
NOMINAL CAPACITY 10Hr	16Ah	16Ah	20Ah	20Ah	32Ah
NOMINAL CAPACITY 20Hr	16.8Ah	16.8Ah	21.1Ah	21.1Ah	33.7Ah
CCA (A)	240A	240A	320A	320A	500A
WEIGHT	11.02lbs	11.02lbs	13.22lbs	13.22lbs	22.04lbs
BATTERY REPLACEMENT	BTX14H BTX14 BTX14-BS	BTX14HL BTX14L BTX14L-BS	BTX20H BTX20-BS	BTX20HL BTX20L-BS BTX20HL-BS BB18L-A	BIX30HL BIX30L BIX30L-BS BB30L-B


HIGHER PERFORMANCE

Taller plates for enhanced CCA & Capacity



BUILT-IN COPPER NUTS

Enhanced conductivity (up to 50% than standard terminal) & improved max torque strength (up to 13N.m)



FRONT & TOP CONNECTIONS

Designed to facilitate the mounting on Heavy Duty motorcycles

FEATURES

- Factory activated**
AGM (Absorbent Glass mat) technology
- Ready to use**
Just plug & play
- No maintenance**
VRLA (Valve Regulated Lead Acid) design
- Maximum starting power & extended cycle life**
Up to 20% higher than SLA range
- Superior capacity**
Up to 20% higher than SLA range
- Extreme vibration resistance**
Reinforced battery case