

NEW

LITHIUM MAX

POWERFUL LITHIUM BATTERIES

MAXIMUM PERFORMANCE FOR NEWEST BIKES



BS[®]
BATTERY

LITHIUM
LiFePO4
MAX



LITHIUM MAX | BSLi MAX



	BSLi-02 MAX	BSLi-10 MAX	BSLi-12 MAX
NEW BS PN	360115	360116	360117
POWER	36Wh	180Wh	216Wh
CAPACITY	3Ah	15Ah	18Ah
CCA	180A	750A	900A
POLARITY			
DIMENSIONS	4.48 x 2.75 x 3.34 Inch	6.88 x 3.42 x 6.10 Inch	6.53 x 5.00 x 6.88 Inch
ORIGINAL BATTERY CASE REPLACEMENT	BTX4L+/BTZ5S	BTX20HL	BIX30HL
BATTERY REPLACEMENT WITH SPACERS	BSLi-02 12N5.5-3B BB4L-B BB5L-B BB7C-A BB7L-B2 BTX4L+/BTZ5S BTX5L/BTZ6S BTZ7S BTX7L BTZ7V BTZ8V	BSLi-10 BTX20HL BTX24HL/B50N18L-A/A2/A	BSLi-12 BIX30L BIX30HL 53030


HIGHER PERFORMANCE

Larger pouch cells for enhanced CCA & capacity



ROBUST PURE BRASS TERMINAL

To enhance electrical conductivity and mechanical performance



STATE OF CHARGE INDICATOR

Monitor the state of charge of the battery thanks to LED lights

FEATURES



Ready to use
Just plug & play



Lighter weight
Up to 70% lighter than Lead Acid batteries



Extensive cycle life
Over 2 000 cycles



Heat resistance
Up to 446°F



Multi-positioning mounting
Up to 180°



Low discharge rate
Perfect for seasonal use