

51814

BS CODE: 310545

VOLTAGE **12V**

CCA **210A**

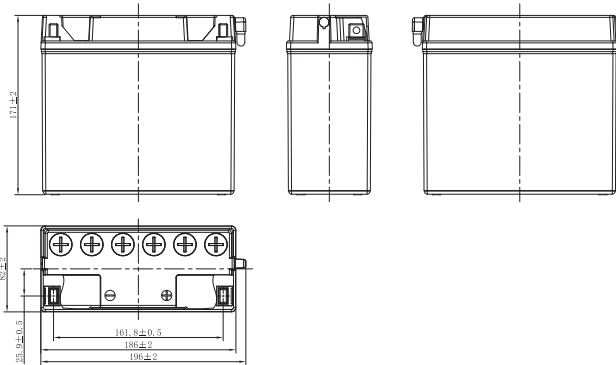
CAPACITY 20HR **18.0Ah**

CAPACITY 10HR -



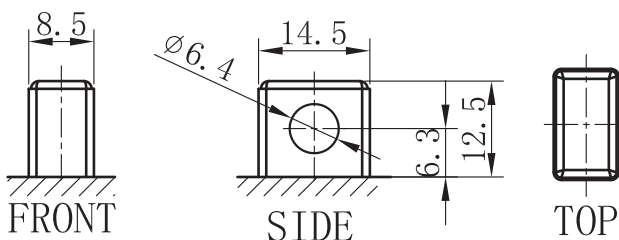
DIMENSIONS

LENGTH	186 ±2mm	7.32 ±0.08inch
WIDTH	82 ±2mm	3.23 ±0.08inch
TOTAL HEIGHT	171 ±2mm	6.73 ±0.08inch
WEIGHT	4.5 kg ±5%	9.92 lbs ±5%







TERMINAL (mm)

POLARITY



DRY FEATURES

-  **TO BE ACTIVATED**
DRY-charged technology.
-  **ACID PACK INCLUDED**
For initial filling.
-  **PERIODIC MAINTENANCE**
Refilled with water if necessary.
-  **HANDLE WITH CARE TO PREVENT ACID SPILLAGE**
-  **LONG SHELF LIFE**
No need to be recharged while stocked (if not activated).
-  **INTERNAL GAS EMISSION THROUGH VENTING HOLE**
-  **WIDE VARIETY OF 6V & 12V MODELS**

MOUNTING ANGLE



UPGRADE FOR

SLA MAX	SLA	MF	DRY
-	-	-	-