

# 52515

BS CODE: 310543

VOLTAGE **12V**

CCA **300A**

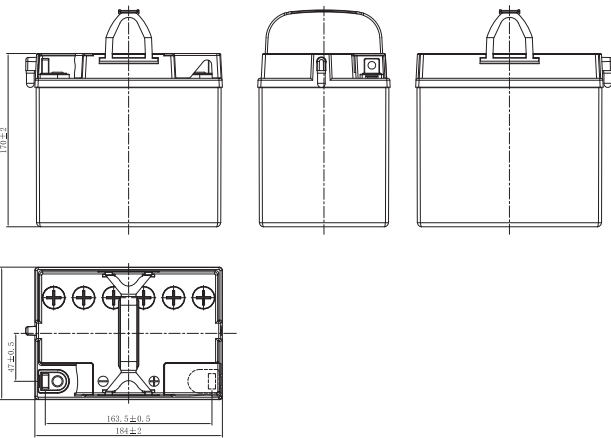
CAPACITY 20HR **25.0Ah**

CAPACITY 10HR -



## DIMENSIONS

<b>LENGTH</b>	184 ±2mm	7.24 ±0.08inch
<b>WIDTH</b>	130 ±2mm	5.12 ±0.08inch
<b>TOTAL HEIGHT</b>	170 ±2mm	6.69 ±0.08inch
<b>WEIGHT</b>	5.52 kg ±5%	12.17 lbs ±5%

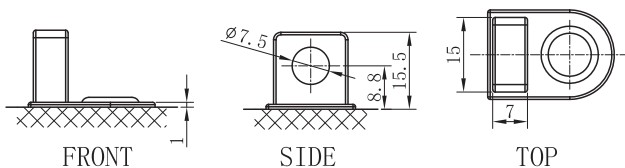


## DRY FEATURES

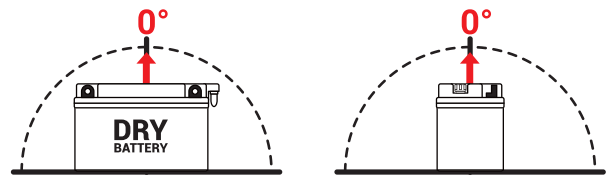
- TO BE ACTIVATED**  
DRY-charged technology.
- ACID PACK INCLUDED**  
For initial filling.
- PERIODIC MAINTENANCE**  
Refilled with water if necessary.
- HANDLE WITH CARE TO PREVENT ACID SPILLAGE**
- LONG SHELF LIFE**  
No need to be recharged while stocked (if not activated).
- INTERNAL GAS EMISSION THROUGH VENTING HOLE**
- WIDE VARIETY OF 6V & 12V MODELS**

## TERMINAL (mm)

**POLARITY**



## MOUNTING ANGLE



## UPGRADE FOR

SLA MAX	SLA	MF	DRY
-	-	-	-