

53034

BS CODE: **310659**

VOLTAGE **12V**

CCA **300A**

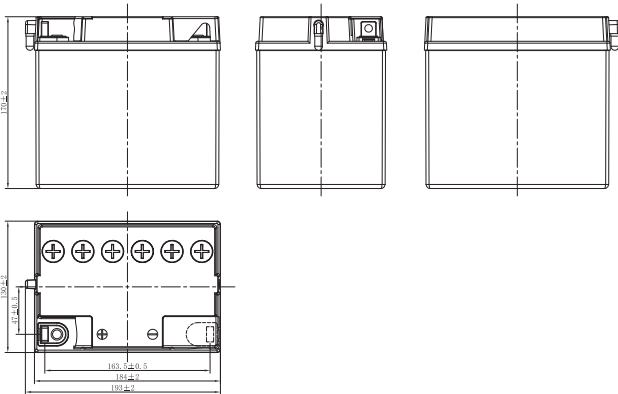
CAPACITY 20HR **30.0Ah**

CAPACITY 10HR **-**










DIMENSIONS

LENGTH	184 ±2mm	7.24 ±0.08inch
WIDTH	130 ±2mm	5.12 ±0.08inch
TOTAL HEIGHT	170 ±2mm	6.69 ±0.08inch
WEIGHT	5.95 kg ±5%	13.12 lbs ±5%

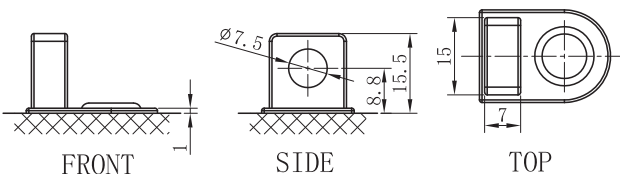


DRY FEATURES

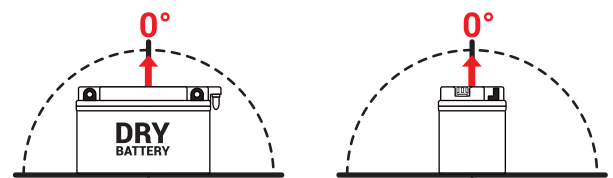
-  **TO BE ACTIVATED**
DRY-charged technology.
-  **ACID PACK INCLUDED**
For initial filling.
-  **PERIODIC MAINTENANCE**
Refilled with water if necessary.
-  **HANDLE WITH CARE TO PREVENT ACID SPILLAGE**
-  **LONG SHELF LIFE**
No need to be recharged while stocked (if not activated).
-  **INTERNAL GAS EMISSION THROUGH VENTING HOLE**
-  **WIDE VARIETY OF 6V & 12V MODELS**

TERMINAL (mm)

POLARITY



MOUNTING ANGLE



UPGRADE FOR

SLA MAX	SLA	MF	DRY
-	-	-	-