

6N11A-3A

BS CODE: 310500

VOLTAGE **6V**

CCA -

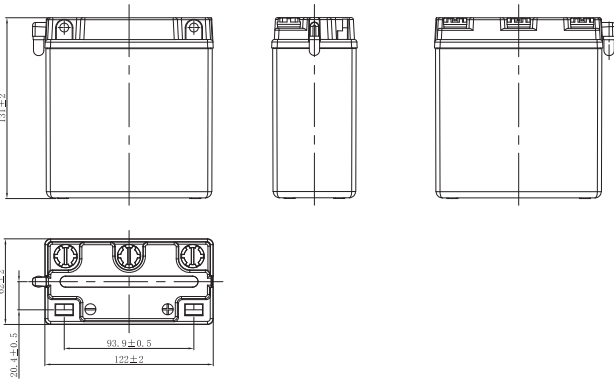
CAPACITY 20HR **11.6Ah**

CAPACITY 10HR **11.0Ah**



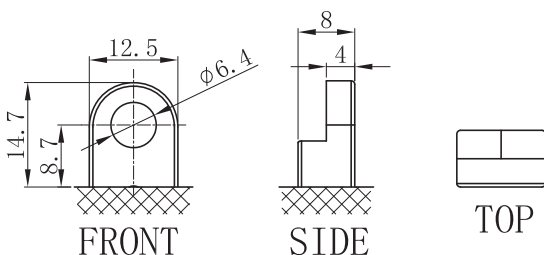
DIMENSIONS

LENGTH	122 ±2mm	4.8 ±0.08inch
WIDTH	62 ±2mm	2.44 ±0.08inch
TOTAL HEIGHT	131 ±2mm	5.16 ±0.08inch
WEIGHT	1.45 kg ±5%	3.2 lbs ±5%










TERMINAL (mm)

POLARITY



DRY FEATURES

-  **TO BE ACTIVATED**
DRY-charged technology.
-  **ACID PACK INCLUDED**
For initial filling.
-  **PERIODIC MAINTENANCE**
Refilled with water if necessary.
-  **HANDLE WITH CARE TO PREVENT ACID SPILLAGE**
-  **LONG SHELF LIFE**
No need to be recharged while stocked (if not activated).
-  **INTERNAL GAS EMISSION THROUGH VENTING HOLE**
-  **WIDE VARIETY OF 6V & 12V MODELS**

MOUNTING ANGLE



UPGRADE FOR

SLA MAX	SLA	MF	DRY
-	-	-	-