

6N4-2A

BS CODE: 310509

VOLTAGE **6V**

CCA **25A**

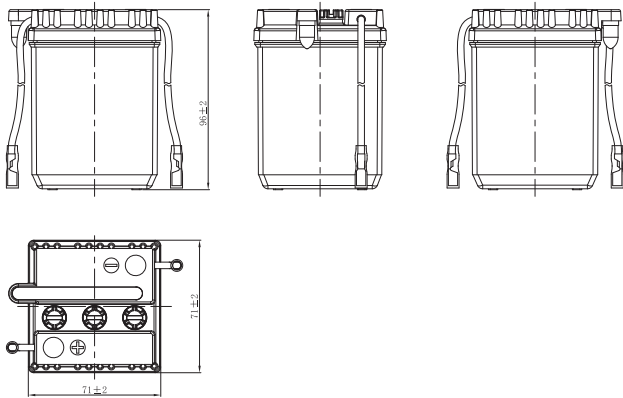
CAPACITY 20HR **4.2Ah**

CAPACITY 10HR **4.0Ah**










DIMENSIONS

LENGTH	71 ±2mm	2.8 ±0.08inch
WIDTH	71 ±2mm	2.8 ±0.08inch
TOTAL HEIGHT	96 ±2mm	3.78 ±0.08inch
WEIGHT	0.64 kg ±5%	1.41 lbs ±5%

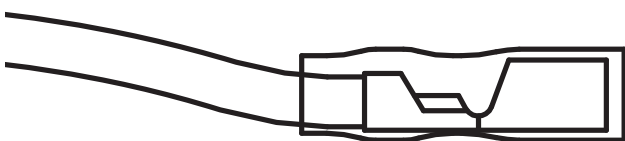


DRY FEATURES

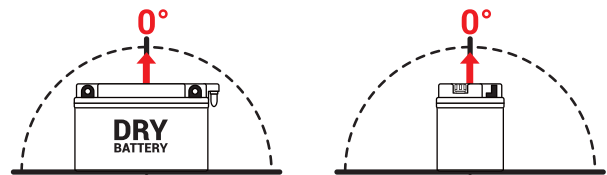
-  **TO BE ACTIVATED**
DRY-charged technology.
-  **ACID PACK INCLUDED**
For initial filling.
-  **PERIODIC MAINTENANCE**
Refilled with water if necessary.
-  **HANDLE WITH CARE TO PREVENT ACID SPILLAGE**
-  **LONG SHELF LIFE**
No need to be recharged while stocked (if not activated).
-  **INTERNAL GAS EMISSION THROUGH VENTING HOLE**
-  **WIDE VARIETY OF 6V & 12V MODELS**

TERMINAL (mm)

POLARITY	
-----------------	---



MOUNTING ANGLE



UPGRADE FOR

SLA MAX	SLA	MF	DRY
-	-	-	-