

# B50-N18L-A/A2 / 12N18-3A

BS CODE: 310547

VOLTAGE **12V**

CCA **250A**

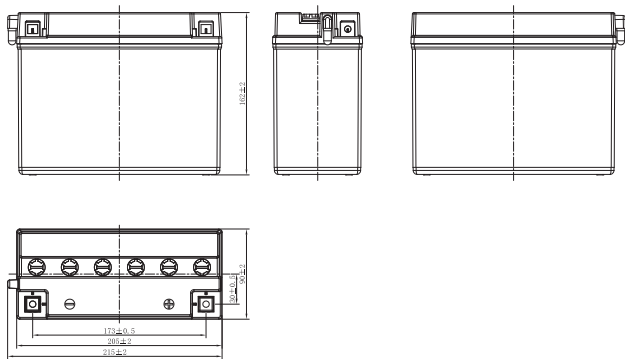
CAPACITY 20HR **21.1Ah**

CAPACITY 10HR **20.0Ah**



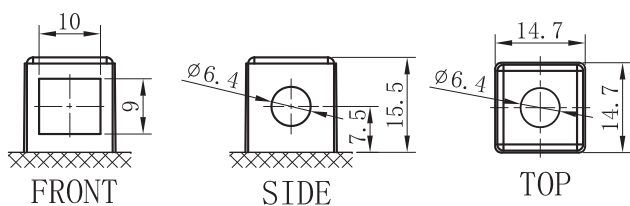
## DIMENSIONS

<b>LENGTH</b>	205 ±2mm	8.07 ±0.08inch
<b>WIDTH</b>	90 ±2mm	3.54 ±0.08inch
<b>TOTAL HEIGHT</b>	162 ±2mm	6.38 ±0.08inch
<b>WEIGHT</b>	4.57 kg ±5%	10.08 lbs ±5%









## TERMINAL (mm)

**POLARITY**



## DRY FEATURES

-  **TO BE ACTIVATED**  
DRY-charged technology.
-  **ACID PACK INCLUDED**  
For initial filling.
-  **PERIODIC MAINTENANCE**  
Refilled with water if necessary.
-  **HANDLE WITH CARE TO PREVENT ACID SPILLAGE**
-  **LONG SHELF LIFE**  
No need to be recharged while stocked (if not activated).
-  **INTERNAL GAS EMISSION THROUGH VENTING HOLE**
-  **WIDE VARIETY OF 6V & 12V MODELS**

## MOUNTING ANGLE



## UPGRADE FOR

SLA MAX	SLA	MF	DRY
-	-	-	-