

B54-6A

BS CODE: 310504

VOLTAGE **6V**

CCA -

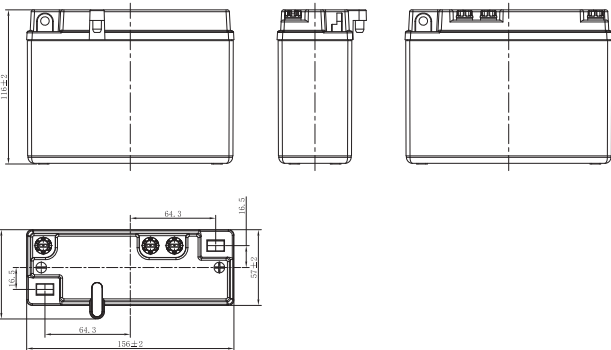
CAPACITY 20HR **12.6Ah**

CAPACITY 10HR **12.0Ah**










DIMENSIONS


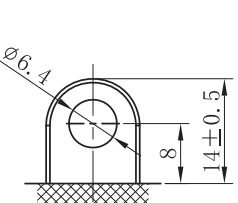
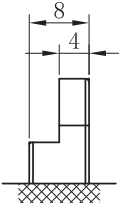
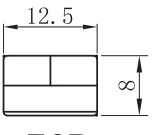
LENGTH	156 ±2mm	6.14 ±0.08inch
WIDTH	57 ±2mm	2.24 ±0.08inch
TOTAL HEIGHT	116 ±2mm	4.57 ±0.08inch
WEIGHT	1.56 kg ±5%	3.44 lbs ±5%



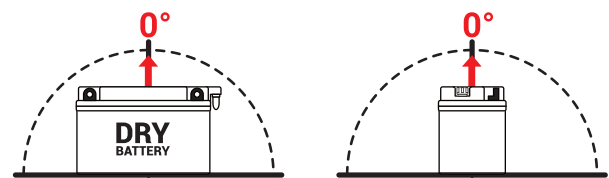
DRY FEATURES

-  **TO BE ACTIVATED**
DRY-charged technology.
-  **ACID PACK INCLUDED**
For initial filling.
-  **PERIODIC MAINTENANCE**
Refilled with water if necessary.
-  **HANDLE WITH CARE TO PREVENT ACID SPILLAGE**
-  **LONG SHELF LIFE**
No need to be recharged while stocked (if not activated).
-  **INTERNAL GAS EMISSION THROUGH VENTING HOLE**
-  **WIDE VARIETY OF 6V & 12V MODELS**

TERMINAL (mm)

POLARITY		
		
FRONT	SIDE	TOP

MOUNTING ANGLE



UPGRADE FOR

SLA MAX	SLA	MF	DRY
-	-	-	-