

## BB3L-A

BS CODE: **310589**

VOLTAGE **12V**

CCA **30A**

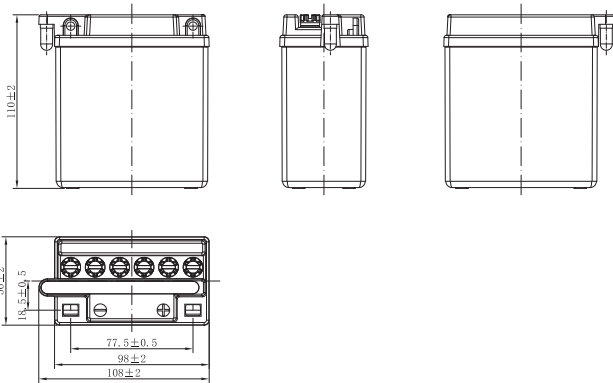
CAPACITY 20HR **3.2Ah**

CAPACITY 10HR **3.0Ah**



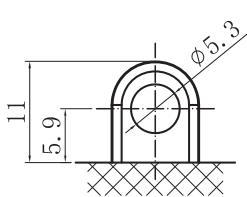
### DIMENSIONS

<b>LENGTH</b>	98 ±2mm	3.86 ±0.08inch
<b>WIDTH</b>	56 ±2mm	2.2 ±0.08inch
<b>TOTAL HEIGHT</b>	110 ±2mm	4.33 ±0.08inch
<b>WEIGHT</b>	0.98 kg ±5%	2.16 lbs ±5%

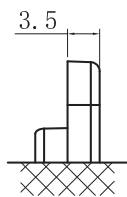


### TERMINAL (mm)

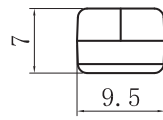
**POLARITY**



FRONT










SIDE

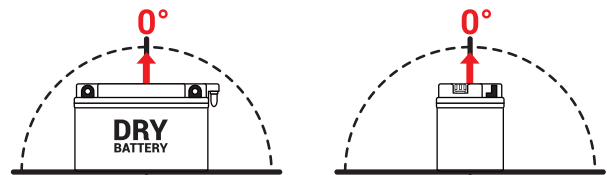


TOP

### DRY FEATURES

-  **TO BE ACTIVATED**  
DRY-charged technology.
-  **ACID PACK INCLUDED**  
For initial filling.
-  **PERIODIC MAINTENANCE**  
Refilled with water if necessary.
-  **HANDLE WITH CARE TO PREVENT ACID SPILLAGE**
-  **LONG SHELF LIFE**  
No need to be recharged while stocked (if not activated).
-  **INTERNAL GAS EMISSION THROUGH VENTING HOLE**
-  **WIDE VARIETY OF 6V & 12V MODELS**

### MOUNTING ANGLE



### UPGRADE FOR

SLA MAX	SLA	MF	DRY
-	-	-	-