

BB3L-B

BS CODE: **310588**

VOLTAGE **12V**

CCA **30A**

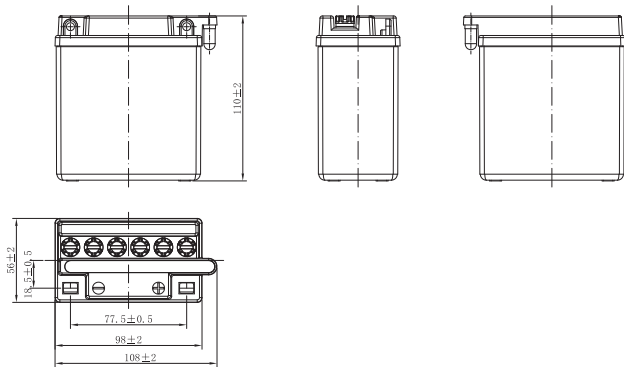
CAPACITY 20HR **3.2Ah**

CAPACITY 10HR **3.0Ah**



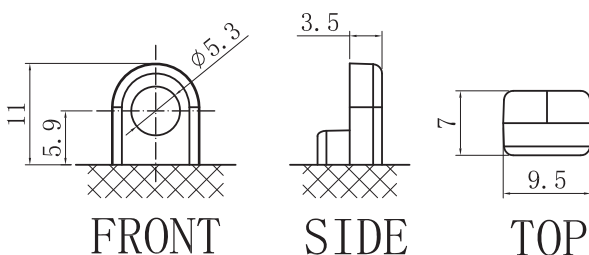
DIMENSIONS

LENGTH	98 ±2mm	3.86 ±0.08inch
WIDTH	56 ±2mm	2.2 ±0.08inch
TOTAL HEIGHT	110 ±2mm	4.33 ±0.08inch
WEIGHT	0.98 kg ±5%	2.16 lbs ±5%










TERMINAL (mm)

POLARITY



DRY FEATURES

-  **TO BE ACTIVATED**
DRY-charged technology.
-  **ACID PACK INCLUDED**
For initial filling.
-  **PERIODIC MAINTENANCE**
Refilled with water if necessary.
-  **HANDLE WITH CARE TO PREVENT ACID SPILLAGE**
-  **LONG SHELF LIFE**
No need to be recharged while stocked (if not activated).
-  **INTERNAL GAS EMISSION THROUGH VENTING HOLE**
-  **WIDE VARIETY OF 6V & 12V MODELS**

MOUNTING ANGLE



UPGRADE FOR

SLA MAX	SLA	MF	DRY
-	-	-	-