

## BB6.5L-B/12N6.5-3B


BS CODE: **310732**

VOLTAGE **12V**

CCA **65A**

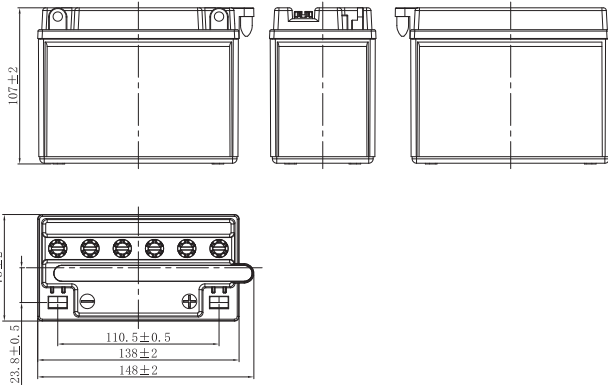
CAPACITY 20HR **7.0Ah**

CAPACITY 10HR **6.5Ah**



### DIMENSIONS

<b>LENGTH</b>	138 ±2mm	5.43 ±0.08inch
<b>WIDTH</b>	73 ±2mm	2.87 ±0.08inch
<b>TOTAL HEIGHT</b>	107 ±2mm	4.21 ±0.08inch
<b>WEIGHT</b>	1.8 kg ±5%	3.97 lbs ±5%

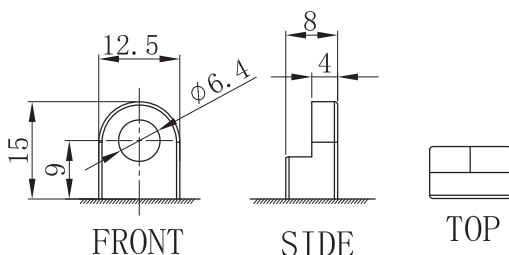


### DRY FEATURES

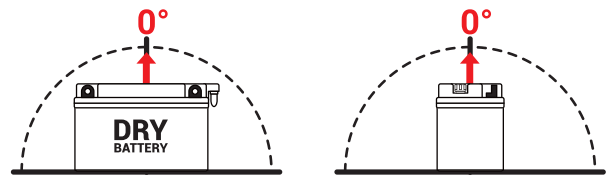
- TO BE ACTIVATED**  
DRY-charged technology.
- ACID PACK INCLUDED**  
For initial filling.
- PERIODIC MAINTENANCE**  
Refilled with water if necessary.
- HANDLE WITH CARE TO PREVENT ACID SPILLAGE**
- LONG SHELF LIFE**  
No need to be recharged while stocked (if not activated).
- INTERNAL GAS EMISSION THROUGH VENTING HOLE**
- WIDE VARIETY OF 6V & 12V MODELS**

### TERMINAL (mm)

**POLARITY**



### MOUNTING ANGLE



### UPGRADE FOR

SLA MAX	SLA	MF	DRY
-	-	-	-