

BGZ16H

BS CODE: **300931**

VOLTAGE **12V**

CCA **240A**

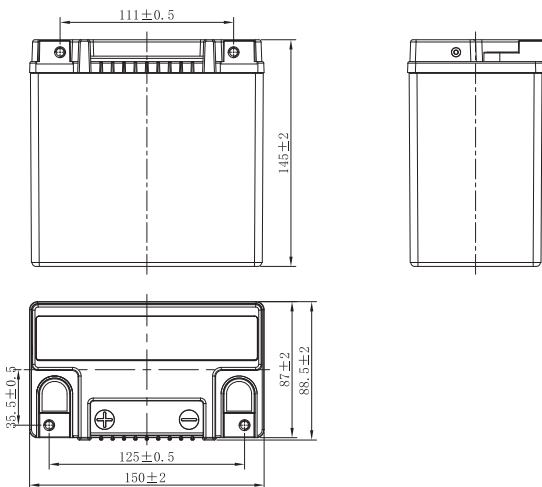
CAPACITY 20HR **16.8Ah**

CAPACITY 10HR **16.0Ah**



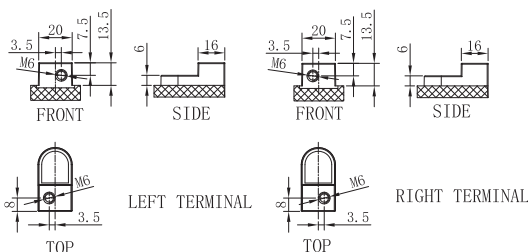
DIMENSIONS

LENGTH	150 ±2mm	5.91 ±0.08inch
WIDTH	89 ±2mm	3.5 ±0.08inch
TOTAL HEIGHT	145 ±2mm	5.71 ±0.08inch
WEIGHT	5.4 kg ±5%	11.9 lbs ±5%



TERMINAL (mm)

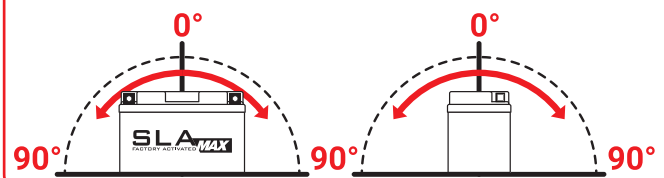
POLARITY



SLA MAX FEATURES

- FACTORY ACTIVATED**
AGM (Absorbent Glass Mat) technology.
- READY TO USE**
Just plug & play.
- NO MAINTENANCE**
VRLA (Valve Regulated Lead Acid) design.
- SPILL-PROOF DESIGN**
Factory sealed & electrolyte held in a glass fiber mat.
- NO ACID HANDLING**
Very safe.
- EXTREME VIBRATION RESISTANCE**
Reinforced battery case.
- MAXIMUM STARTING POWER & EXTENDED CYCLE LIFE**
20% higher than SLA CCA.
- SUPERIOR CAPACITY**
20% higher than SLA capacity.

MOUNTING ANGLE



UPGRADE FOR

SLA MAX	SLA	MF	DRY
	BTX14	BTX14-BS	