

## U1-500

BS CODE: **300899**

VOLTAGE **12V**

CCA **500A**

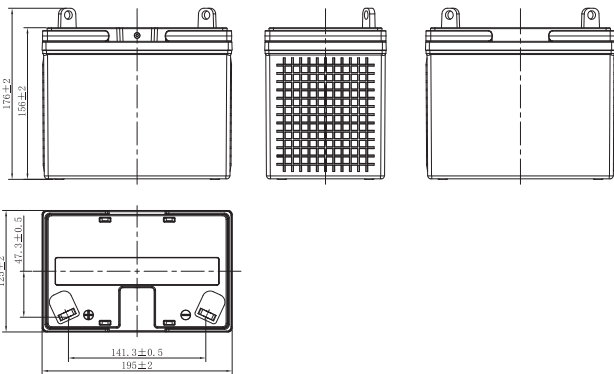
CAPACITY 20HR **31.6Ah**

CAPACITY 10HR **30.0Ah**



### DIMENSIONS

<b>LENGTH</b>	195 ±2mm	7.68 ±0.08inch
<b>WIDTH</b>	125 ±2mm	4.92 ±0.08inch
<b>TOTAL HEIGHT</b>	176 ±2mm	6.93 ±0.08inch
<b>WEIGHT</b>	10.05 kg ±5%	22.16 lbs ±5%

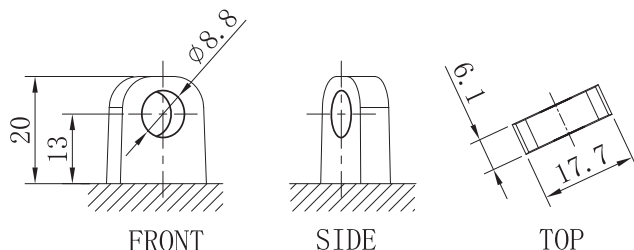


### SLA MAX FEATURES

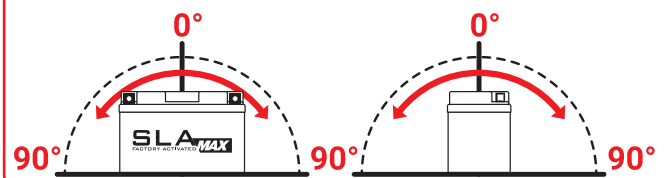
- FACTORY ACTIVATED**  
AGM (Absorbent Glass Mat) technology.
- READY TO USE**  
Just plug & play.
- NO MAINTENANCE**  
VRLA (Valve Regulated Lead Acid) design.
- SPILL-PROOF DESIGN**  
Factory sealed & electrolyte held in a glass fiber mat.
- NO ACID HANDLING**  
Very safe.
- EXTREME VIBRATION RESISTANCE**  
Reinforced battery case.
- MAXIMUM STARTING POWER & EXTENDED CYCLE LIFE**  
20% higher than SLA CCA.
- SUPERIOR CAPACITY**  
20% higher than SLA capacity.

### TERMINAL (mm)

**POLARITY**



### MOUNTING ANGLE



### UPGRADE FOR

SLA MAX	SLA	MF	DRY
-	-	-	-