

BB9-B

BS CODE: **300675**

VOLTAGE **12V**

CCA **120A**

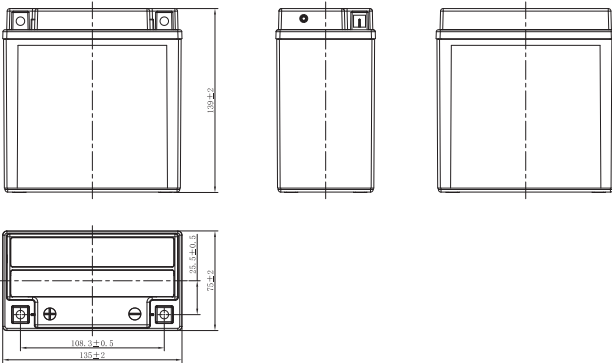
CAPACITY 20HR **9.5Ah**

CAPACITY 10HR **9.0Ah**



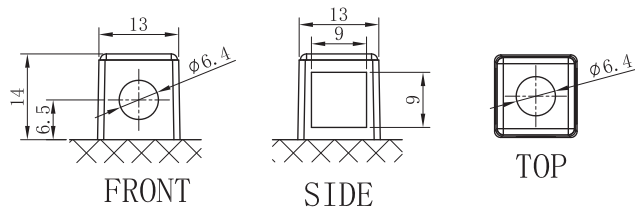
DIMENSIONS

LENGTH	135 ±2mm	5.31 ±0.08inch
WIDTH	75 ±2mm	2.95 ±0.08inch
TOTAL HEIGHT	139 ±2mm	5.47 ±0.08inch
WEIGHT	3.08 kg ±5%	6.79 lbs ±5%



TERMINAL (mm)

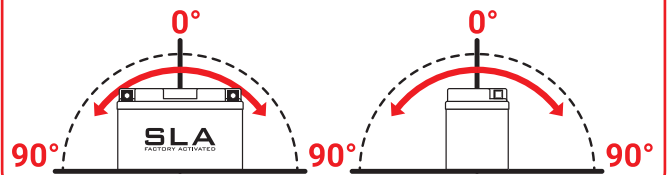
POLARITY



SLA FEATURES

- FACTORY ACTIVATED**
AGM (Absorbent Glass Mat) technology.
- READY TO USE**
Just plug & play.
- NO MAINTENANCE**
VRLA (Valve Regulated Lead Acid) design.
- SPILL-PROOF DESIGN**
Factory sealed & electrolyte held in a glass fiber mat.
- NO ACID HANDLING**
Very safe.
- HIGH STARTING POWER & EXTENDED CYCLE LIFE**

MOUNTING ANGLE



UPGRADE FOR

SLA MAX	SLA	MF	DRY
-	-	BT9A-BS	BB9-B/12N9-4B-1