

## BTX20HL-PW

BS CODE: **300920**

VOLTAGE **12V**

CCA **310A**

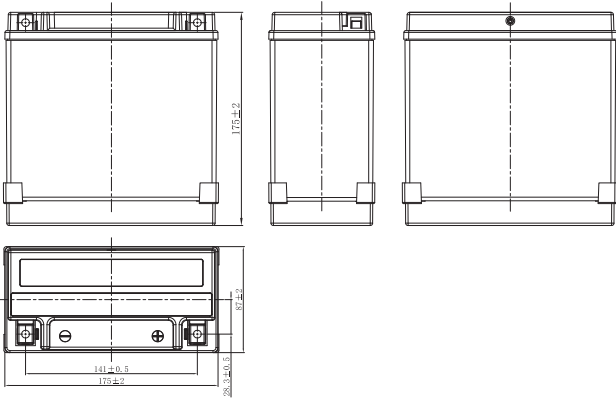
CAPACITY 20HR **18.9Ah**

CAPACITY 10HR **18.1Ah**



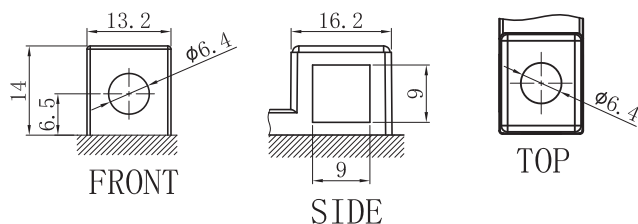
### DIMENSIONS

<b>LENGTH</b>	175 ±2mm	6.89 ±0.08inch
<b>WIDTH</b>	87 ±2mm	3.43 ±0.08inch
<b>TOTAL HEIGHT</b>	175 ±2mm	6.89 ±0.08inch
<b>WEIGHT</b>	6.1 kg ±5%	13.45 lbs ±5%



### TERMINAL (mm)

**POLARITY**



### SLA FEATURES



**FACTORY ACTIVATED**

AGM (Absorbent Glass Mat) technology.



**READY TO USE**

Just plug & play.



**NO MAINTENANCE**

VRLA (Valve Regulated Lead Acid) design.



**SPILL-PROOF DESIGN**

Factory sealed & electrolyte held in a glass fiber mat.



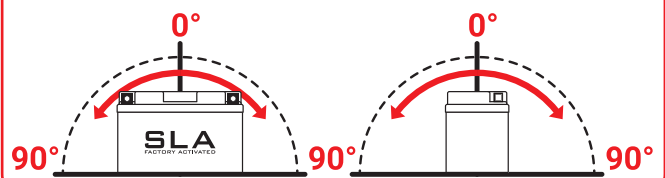
**NO ACID HANDLING**

Very safe.



**HIGH STARTING POWER & EXTENDED CYCLE LIFE**

### MOUNTING ANGLE



### UPGRADE FOR

SLA MAX	SLA	MF	DRY
-	-	-	-