

# BTX24HL/B50-N18L-A/A2/A3

BS CODE: 300770

VOLTAGE **12V**

CCA **350A**

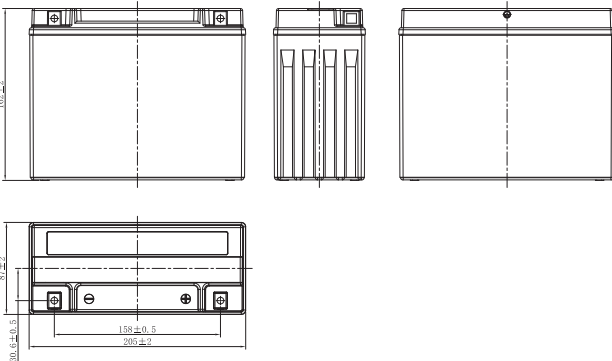
CAPACITY 20HR **22.1Ah**

CAPACITY 10HR **21.0Ah**



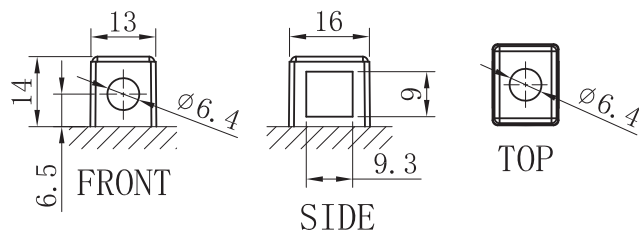
## DIMENSIONS

<b>LENGTH</b>	205 ±2mm	8.07 ±0.08inch
<b>WIDTH</b>	87 ±2mm	3.43 ±0.08inch
<b>TOTAL HEIGHT</b>	162 ±2mm	6.38 ±0.08inch
<b>WEIGHT</b>	7 kg ±5%	15.43 lbs ±5%



## TERMINAL (mm)

**POLARITY**



## SLA FEATURES



### FACTORY ACTIVATED

AGM (Absorbent Glass Mat) technology.



### READY TO USE

Just plug & play.



### NO MAINTENANCE

VRLA (Valve Regulated Lead Acid) design.



### SPILL-PROOF DESIGN

Factory sealed & electrolyte held in a glass fiber mat.



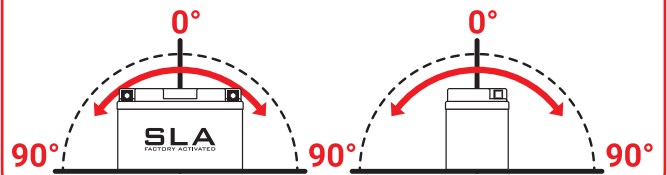
### NO ACID HANDLING

Very safe.



### HIGH STARTING POWER & EXTENDED CYCLE LIFE

## MOUNTING ANGLE



## UPGRADE FOR

SLA MAX	SLA	MF	DRY
-	-	BTX24HL-BS	B50-N18L-A/A2/A3/12N18-3A