

## BTX6L

BS CODE: **300701**

VOLTAGE **12V**

CCA **80A**

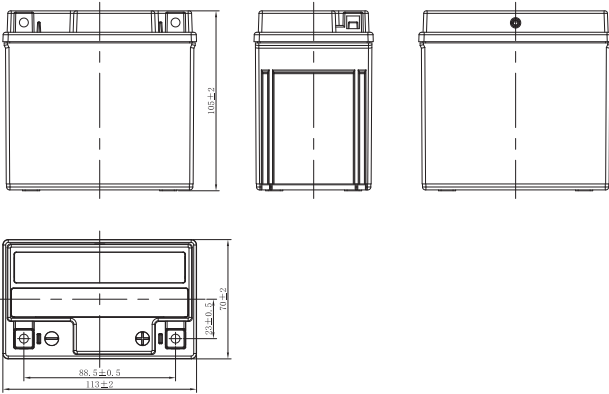
CAPACITY 20HR **5.3Ah**

CAPACITY 10HR **5.0Ah**



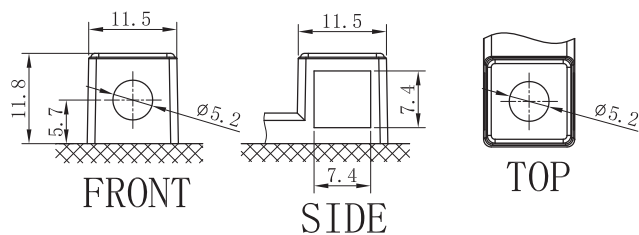
### DIMENSIONS

<b>LENGTH</b>	113 ±2mm	4.45 ±0.08inch
<b>WIDTH</b>	70 ±2mm	2.76 ±0.08inch
<b>TOTAL HEIGHT</b>	105 ±2mm	4.13 ±0.08inch
<b>WEIGHT</b>	1.80 kg ±5%	3.97 lbs ±5%



### TERMINAL (mm)

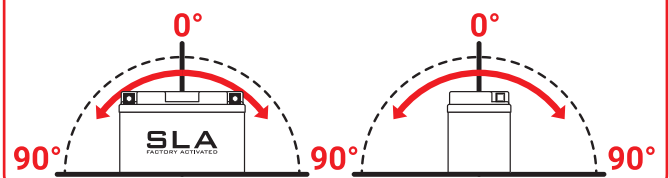
**POLARITY**



### SLA FEATURES

- FACTORY ACTIVATED**  
AGM (Absorbent Glass Mat) technology.
- READY TO USE**  
Just plug & play.
- NO MAINTENANCE**  
VRLA (Valve Regulated Lead Acid) design.
- SPILL-PROOF DESIGN**  
Factory sealed & electrolyte held in a glass fiber mat.
- NO ACID HANDLING**  
Very safe.
- HIGH STARTING POWER & EXTENDED CYCLE LIFE**

### MOUNTING ANGLE



### UPGRADE FOR

SLA MAX	SLA	MF	DRY
-	-	BTX5L-BS	-